

# Magento Advanced Reports – new Amasty extension

[Ksenia Dobreva](#) Dec 2, 2015



Please meet the new Magento extension from Amasty – [Advanced Reports](#).

**Equip your store with a powerful analytics tool. Use various report types to collect and process important sales information. Study customer demand, evaluate the success of implemented strategies and make firm sales predictions.**

## Why do you need Magento reports extension?

For a perfect sales and stock strategy, you need detailed information about how your store has been performing. Information about sales by time period or product, data about bestsellers, sales distribution by country, stats about orders with coupons, and more allow you to base your decisions on facts and improve your revenue.

# NEW AMASTY EXTENSIONS



## ADVANCED REPORTS

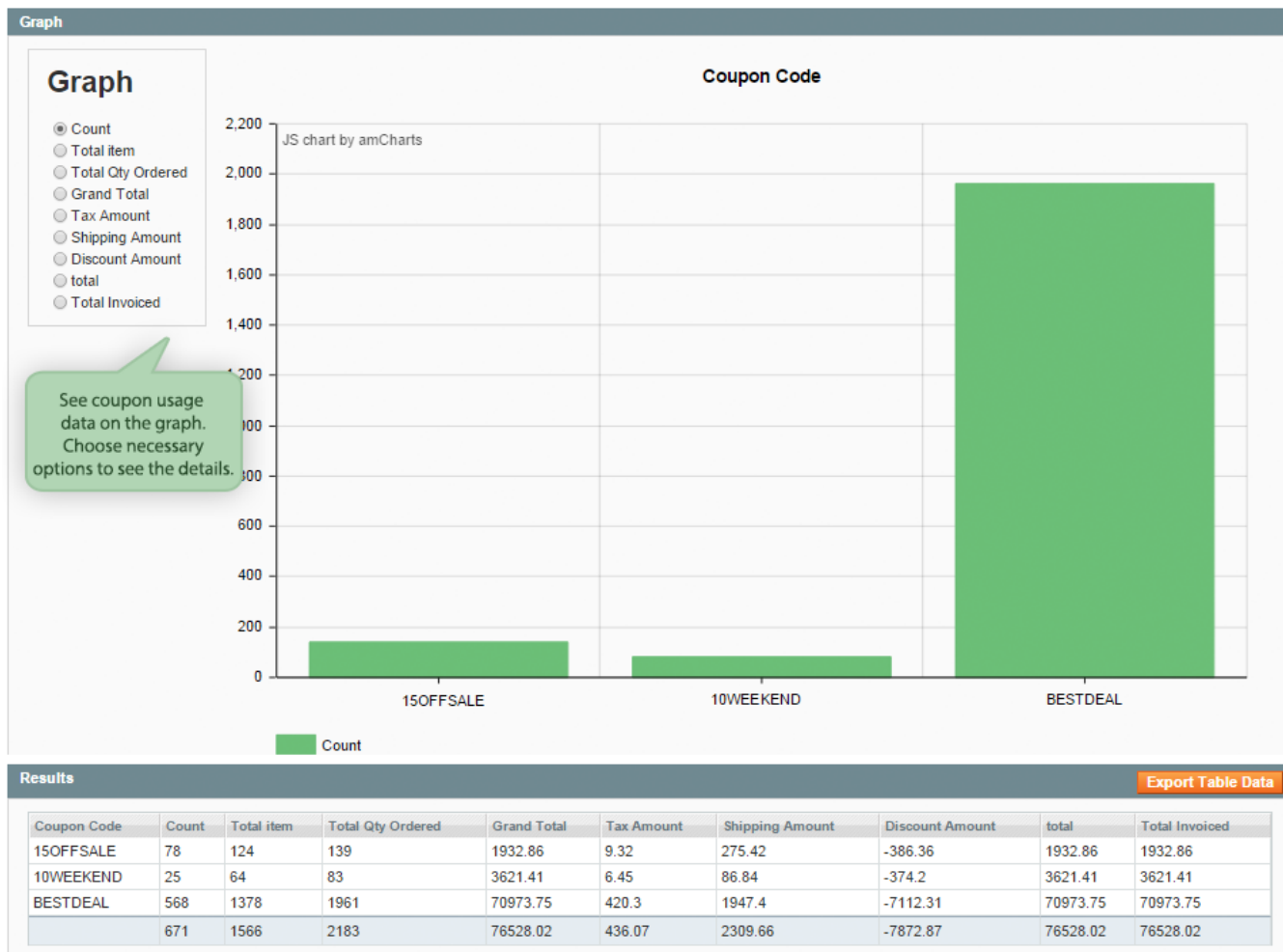
### USEFUL FOR: ANALYTICS

#### FEATURES:

- 9 INFORMATIVE REPORT TYPES
- CLEAR STATS GRAPHS
- EASY REPORTS CUSTOMIZATION
- REPORTS DATA EXPORT
- DATA COMPARISON WITH PREVIOUS PERIODS

## Types of reports available in Magento Advanced Reports

- Advanced Sales Report
- Sales by Product Report
- Sales by Weekday
- Sales by Hour
- Sales by Coupon Code
  
- Profit Report
- Country Report
- New vs. Returning Customers Report
- Bestsellers Report



See the example of a report

## Get precise data about your sales

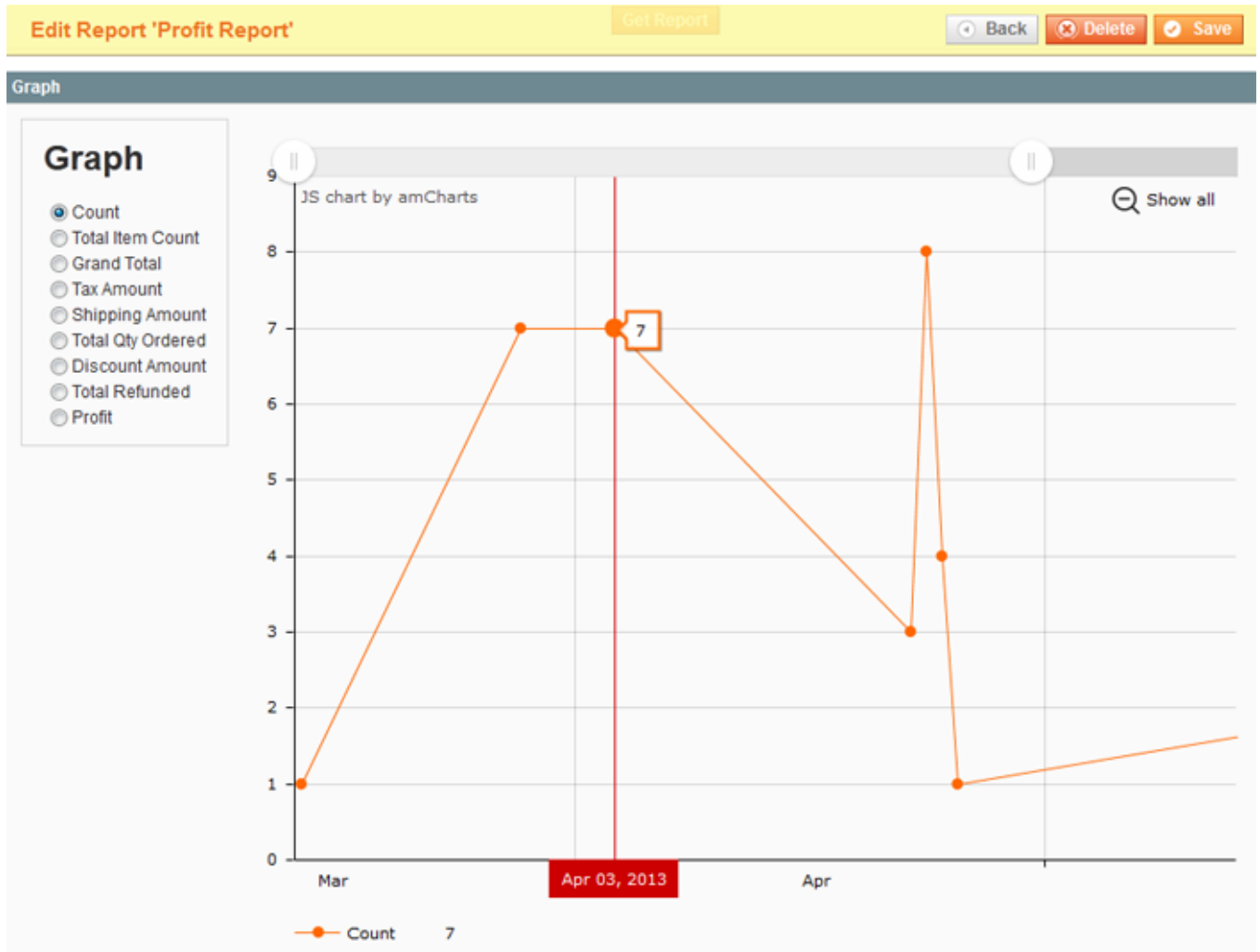
Fine tune your Magento reports with numerous settings, such as time interval, store view, order status, and more:

**Settings**

Report Type	<input type="text" value="Sales by Hour Report"/>
Report Name *	<input type="text" value="Sales by hour"/>
Order Status	<input type="text" value="Any"/> ▼ <small>▲ Applies to Any of the Specified Order Statuses</small>
Select Orders By	<input type="text" value="Created at"/> ▼
Date From To *	<input type="text" value="14/10/2015"/> <input type="text" value="15/10/2015"/>
Add Compare Date Range	<span style="color: green; font-weight: bold;">+</span>
Store View	<div style="border: 1px solid #ccc; padding: 5px;"> <div style="background-color: #f0f0f0; padding: 2px;">All Store Views</div> <div style="padding: 2px;"><b>Main Website</b></div> <div style="padding: 2px;"><b>Main Website Store</b></div> <div style="padding: 2px; background-color: #e0e0e0;">English</div> <div style="padding: 2px;">French</div> <div style="padding: 2px;">German</div> </div>

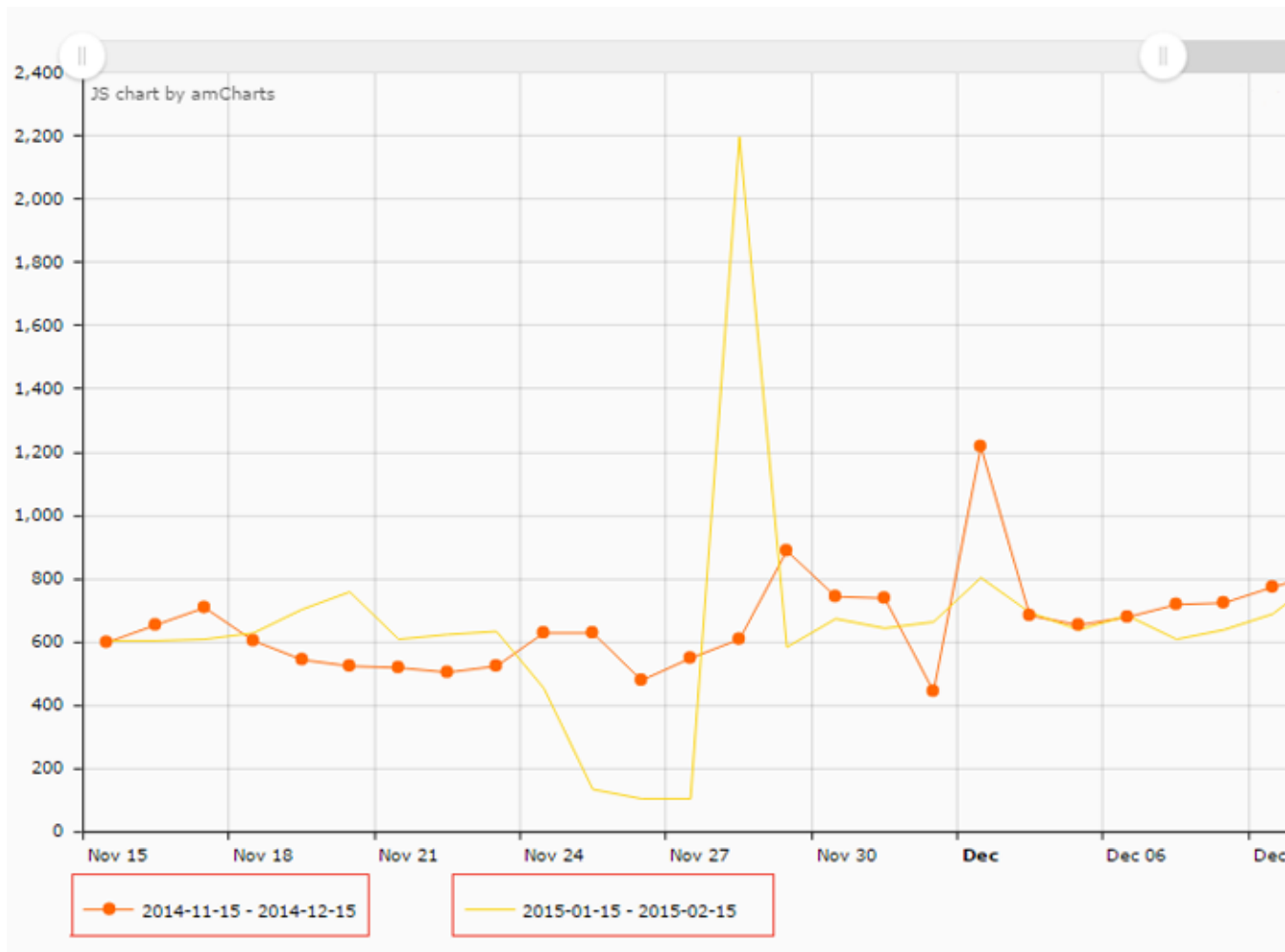
## Visual charts

This report extension has lots of visual charts and diagrams so you could easily evaluate the data and single out the trends:



## Compare results by time period

To quickly notice the changes of the figures, make use of results comparison by time period.



## Custom formula for profit reports

This advanced feature lets you control your earnings and expenses and calculate your profit on various stages and according to store specifics, for example, see the numbers before or after taxes, paying the shipping company, and such.

