

Magento 2 Customer Attributes – new Amasty extension

[Alina Bragina](#) Nov 8, 2016



Please meet the new extension from Amasty – [Magento 2 Customer Attributes](#).

Add extra fields to the registration page to collect important customer data. Create various customer attributes to gather more valuable information. Process the information and use handy attribute usage reports.

NEW MAGENTO 2 EXTENSIONS



CUSTOMER ATTRIBUTES

Useful for: **CUSTOMER MANAGEMENT**

Features:

- Show extra attributes of different input types
- Manage customer attributes from the admin panel
- Effectively process collected customer data
- Use additional attributes in email templates
- Generate handy attribute usage reports

With the Customer Attributes module, you will better understand your targeted audience. The gathered information will help you run more focused marketing campaigns and boost sales. Use a wide variety of the input types to collect important customer data that you are interested in. Let customers upload documents and images, choose among predefined answer options and type in their own comments. All the custom fields for collecting additional information can be configured at the registration page. Learn your clients' personal preferences and position in a company, age or any other additional information.

MAGENTO 2 CUSTOMER ATTRIBUTES FEATURES:

- **Display additional fields on the account registration and checkout pages.** Put additional attributes in any customer-related order email templates (New Order, Order Update, etc.);
- **Use separate customer attributes grid** to manage all the attributes from one place. Easily find information on the attribute types and sort the attributes order on a page;












- **Show additional customer attributes on the order grid.** This will help you see important order-related customer data and speed up order processing;
- **Create attribute relations.** Make ‘child’ attribute visible only in case a customer chooses the ‘parent’ one;
- **Select any of the customer attributes input types:** text field and text area, date, multiple select, multiple checkbox select with images, dropdown, yes/no, single radio select with images, customer group selector, static text, single file upload;
- **Allow customers to choose a relevant customer group** during the registration. Approve the groups automatically;
- **Let customers attach/upload extra files** right on the registration or checkout pages. This will help you timely get all the required information. E.g.: make mugs, calendars, pillows on their individual design;
- **Supply answer variants with clear images** to make the registration form visually attractive;
- **Equip the registration page with important static information** customers should learn during the registration. E.g.: privacy policy, terms of usage, returns and refunds;
- **Define unique field titles, values** and control the number of additional attribute fields **for each store view**;
- **Edit attribute values for orders generated in the admin panel.**

ADVANCED OPTIONS

RUT validation for the Chilean market

Validation rules for Brazilian CPF

Stats report with diagrams based on customer attributes

- 
-  DASHBOARD
-  SALES
-  PRODUCTS
-  CUSTOMERS
-  MARKETING
-  CONTENT
-  REPORTS
-  STORES
-  SYSTEM
-  FIND PARTNERS & EXTENSIONS

Customer Attributes

Search [Reset Filter](#) 5 records found 20 per page <

Code	Label	Type	Sorting Order	Show on the Customers Grid	Show on the Orders Grid	Show on the Order View page	Show on the Account Information page	Show on the Registration page
<input type="text"/>	<input type="text"/>	<input type="text"/>	<input type="text"/>	<input type="text"/>	<input type="text"/>	<input type="text"/>	<input type="text"/>	<input type="text"/>
affiliate_program	Would you like to join an affiliate program?	Yes/No	4	Yes	Yes	Yes	Yes	Yes
company_name	What is your company name?	Text Field	2	Yes			Yes	Yes
company_position	Your position in the company	Text Field	3	Yes	Yes	Yes	Yes	Yes
customer_group	Choose your customer group	Dropdown	1	Yes	Yes	Yes	Yes	Yes
how_find	How did you find us?	Single Radio Select with Images	0	Yes	Yes	Yes	Yes	Yes

Display all created customer attributes on a special grid.