

# Magento 2 Improved Layered Navigation – New Amasty Extension

[Alexandra Zhos](#) Mar 22, 2016



We are happy to inform you about our new extension – [Magento 2 Layered Navigation](#).

**One of the most in-demand modules for any e-commerce store, Magento 2 Layered Navigation extension allows your customers search products in the catalog in the most comfortable way. With the full suite of easy-to-use tools, you will help visitors to find the desired product faster than before.**

# NEW MAGENTO 2 EXTENSIONS



## IMPROVED LAYERED NAVIGATION

Useful for: **NAVIGATION AND SEARCH**

Features:

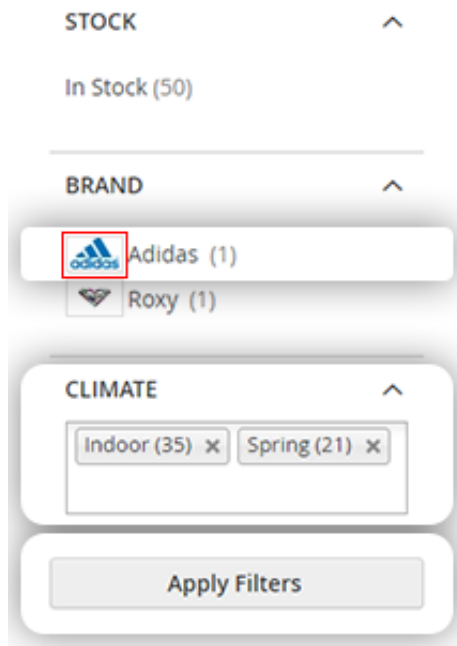
- Adjust store menu and product filters display to your needs
- Generate SEO-friendly URLs and custom brand pages
- Let customers filter products by brands
- Speed up product filtering with AJAX

*Comfortable, user-friendly and handy navigation is a major key to customers' satisfaction. The native [Magento 2 layered navigation](#) is not always top-notch when it comes to efficient product search. The module provides you with all out navigation filters, advanced category tree, shop by brand option and SEO enhancers.*

## **MAGENTO 2 LAYERED NAVIGATION FEATURES:**

### **Use the sophisticated product search system**

- Update filter results without page reloads with **AJAX technology**;
- Use various **[Magento 2 category filter](#) types**: sliders, radio buttons, checkboxes, dropdowns in vertical/ horizontal navigation menu;
- Put **all available filters on one 'All products' page** to let customers find the desired item among the variety of goods;
- Allow customers to **use multiple filters in bulk**.



## Make your store navigation intuitive


- Choose one of **5 available filter display modes**: labels, drop-down, images, labels, text swatches;
- **Hide dependent filters** and display only the 'main' filter until they are required by customers;
- Apply **image swatches** for **navigation filters** to help customers easily choose product options they need;
- Implement **vertical scrolling** to make long filter lists look shorter;
- Define the quantity of **unfolded options** to make long filter

lists short;

- Use **handy attributes mapping**:  
e.g.: color mapping –  
organize colors  
variances into groups.

### Create custom brand pages

Premium Brands



- Make up an **‘All brands’ page** and display brands with custom logos in alphabetical order;
- Place **‘Premium Brands’ slider** on brand listing or category page you need;
- Upload **custom logos, descriptions** and **eye-catching banners** for a brand page;
- Put a brand logo on a product page to **redirect customers to the brand page**;
- Add **brand filters to the left/top navigation menu**;
- Use **any product attribute instead of a brand name**, e.g.: Shop by Genre, Shop by Author, etc..

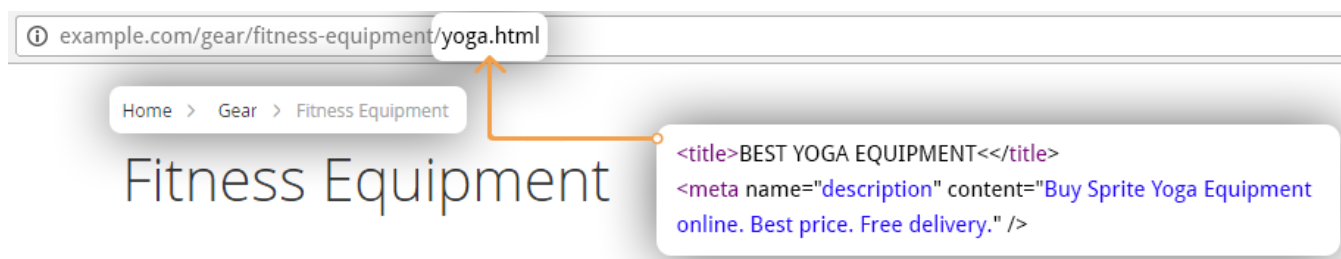
### Apply all-out ‘Shop by’ options

- Let visitors **filter** by **‘new arrivals’, ‘in stock’, ‘on sale’, ‘rating’** options, etc.;
- Adjust **filters for numeric attributes**: price sliders, ‘from-to’ widgets, etc..

### Display the category tree the way you like

- Choose one of the available **filter display modes**: ‘Dropdown’, ‘Labels’ (fly-out or folding);
- Let visitors **apply a limitless number of filters and filter options at a time**;
- Select the number of **unfolded options for each filter** and add **More/Less buttons**;
- Use **images for subcategories in the category tree** or add a **slider with subcategory images** to make it more descriptive.

**Improve your website SEO**



- Create **short SEO-friendly URLs** for brand pages;
- Create **custom meta data and unique texts** for filter result pages;

- Define **URL keys for filter result pages** regardless of their category/subcategory names.

## ADVANCED OPTIONS

These re not all the featured we offer under the hood of Magento 2 Layered Navigation extension. Check the advanced options available for fine-

tuning your experience:

Enable Layered Navigation for home or CMS pages;

Add breadcrumbs to help visitors get back to a category;

Get rid of duplicate content;

Display search results in a form of a grid, list;

NEW


Now Shopping by:  Case Type: Glitter  Color: Red [Clear All](#)

Device


Case Type



Mobile Case 1



\$100.00 Mobile Case 6



\$100.00 Mobile Case 4

\$100.00