

Magento Two-Factor Authentication – new Amasty extension

[Ksenia Dobрева](#) Apr 1, 2015



Introducing the new Magento extension – [Two-Factor Authentication](#).

Protect your store from key loggers, network data sniffing, unsecured wifi connections, and other threats. Use password and the security code from your smartphone to enhance admin security. Make sure only authorized users access admin panel.

NEW AMASTY EXTENSIONS



TWO-FACTOR AUTHENTICATION

USEFUL FOR: SECURITY

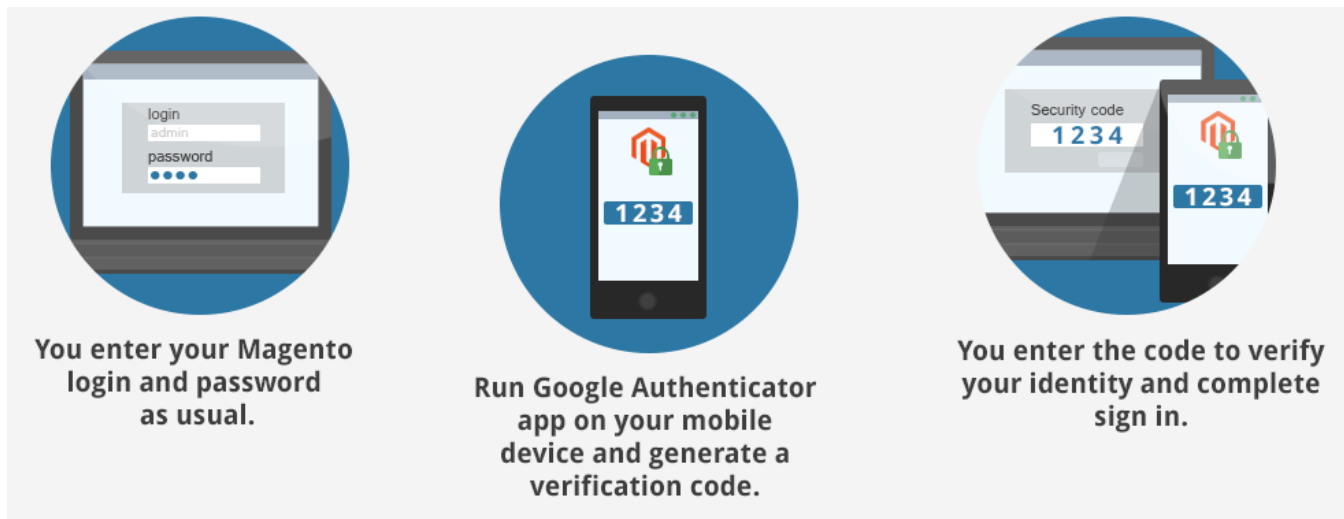
FEATURES:

- SECURE LOGIN INTO MAGENTO ADMIN PANEL
- PROTECTION AGAINST CONNECTION SNIFFING
- SECURE AGAINST SPYWARE
- IP ADDRESS WHITE LISTING
- VARIED AUTHENTICATION CONDITIONS

Why do you need two factor authentication?

Unfortunately, even a strong password can't guarantee your Magento store security. A weak password can be brute forced, a strong password can be stolen with the help of various apps that catch what you type, and if someone stores a password on a paper or electronic medium, it can also trap into bad guys' hands, which may lead to private data loss.

Two step authentication allows to keep your store safe even if your password was stolen or brute forced. For secure login to Magento, you will need to use your mobile device, but the attacker doesn't have access to it.

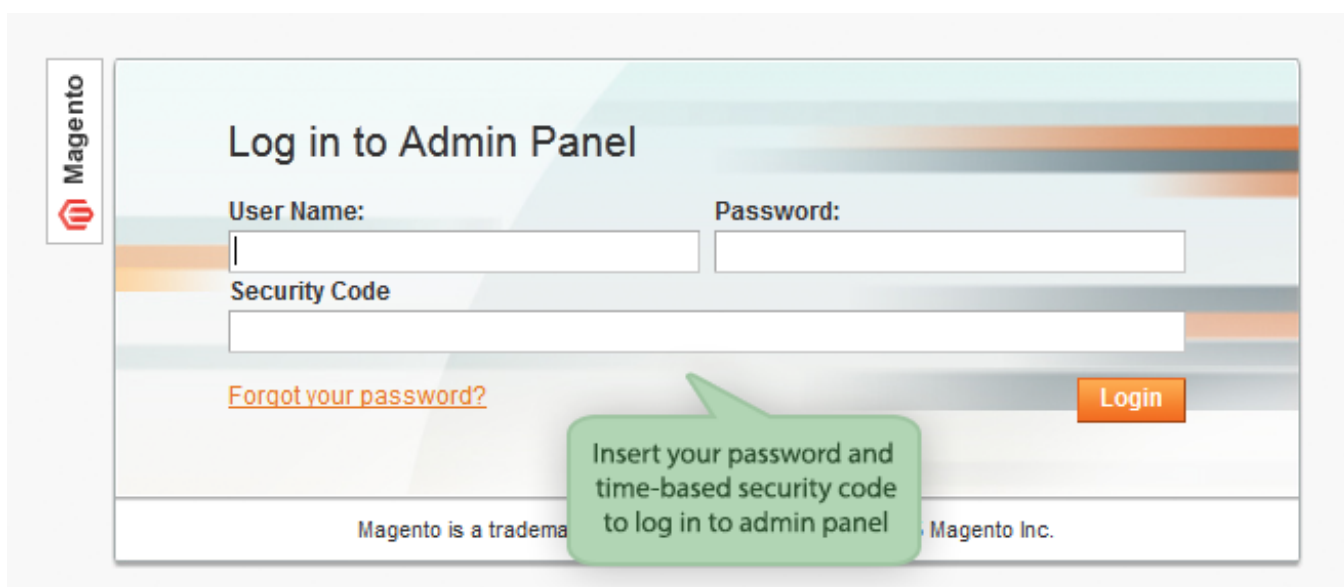


The biggest companies like Google, Apple, and Facebook use two factor authentication for access to their services, and you should use it too.

Main features to keep your Magento store safe:

1. Enable two factor authentication for your Magento store

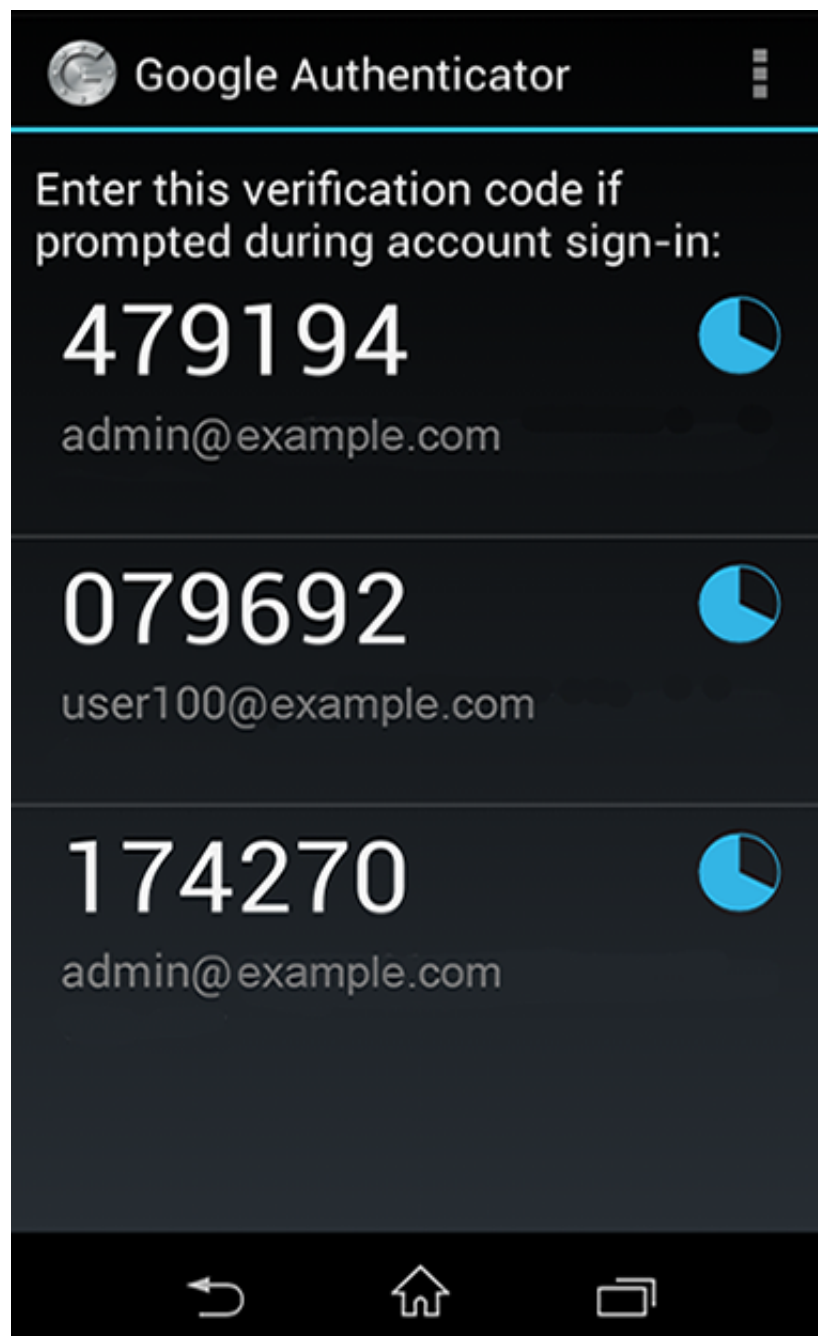
Make sure your Magento store’s secure even if someone gets access to your password.



2. Enhance the power of the security code

The security code is valid for 30 seconds and can be used only once. This

adds to your Magento store's security; even if a bad guy somehow gets access to your security code, it will appear to be useless to him in 30 seconds or after you logged in yourself.



3. Log in without the security code from safe locations

If you regularly log in from safe locations, add their IPs to the white list. Your Magento store won't ask for a security code if you log in from a trusted place like your home or office.

Two-Factor Authentication

General		
Enable Two-Factor Authentication	<input type="text" value="Yes"/>	[STORE VIEW]
Ip White List	<input type="text" value="192.168.100.150"/>	[STORE VIEW]
	▲ Specify IP addresses separated by comma	

Specify IP addresses where verification code is not needed to enter admin panel

4. Manage security levels


Turn on or off the two step authentication for certain Magento users.

User Information

- User Info
- User Role
- REST Role
- Two-Factor Settings**

Edit User 'admin' Back Reset Delete User Save User

General	
Enable Two-Factor Authentication	<input checked="" type="checkbox"/>
Status	Not Configured

Configuration	
Secret Key	LCJXDTV3WH3ALRRS Insert this secret key into Google Authenticator or scan QR code to generate Security Code
QR Code	
Security Code	<input type="text"/> Scan QR code above with Google Authenticator application, then enter the security code in this field and click Check Code link Check Code

This Magento Two Factor Authentication extension is compatible with iPhone (iOS 3.1+), iPad, iPod touch, Android (1.5+) and BlackBerry (OS 4.5-6.0) smartphones. Please make sure your device is able to run the

[Google Authenticator application.](#)