

amasty

For more details see how the [Multiple Coupons](#) extension works.

Guide for Multiple Coupons for Magento 2

Increase customer loyalty by enabling registered clients and guest visitors use numerous discount coupons for one order.

- Use several coupons per order
- Limit the uses per Magento 2 coupon
- Allow guest visitors to use multiple coupons
- Display the list of applied coupons in the shopping cart and checkout
- Limit usage of specific coupons together with other promo codes
- Apply/remove multiple coupons when creating orders in the admin panel
- Compliance with Hyvä & Hyvä Checkout Content Security Policies

This extension is compatible with **Hyvä themes**. You can safely use Multiple Coupons for Magento 2 together with [Hyvä themes](#), the risk of any incompatibility issue is minimized. Please, find the **amasty/module-coupons-hyva** package for installing in composer suggest (Note: the compatibility is available as part of an active product subscription or Support Subscription).

The extension is compatible with **Hyvä Checkout**. You can find the 'amasty/module-coupons-hyva-checkout' package for installing in composer suggest. The compatibility is available as a part of an active product subscription or support subscription.

The extension is read and write **GraphQL compatible**. You can find the 'amasty/module-multiple-coupons-graphql' package for installation in composer suggest (Note: the compatibility is available as part of an active product subscription or Support Subscription).

Check main use cases in our video guide



How to create and configure coupons

To configure coupons for your store please go to **Marketing → Cart Price Rules**. Create new rules by clicking on the '**Add new rule**' button or edit the already existing one.

Add New Rule

Search

Reset Filter

3 records found

20 per page

<

1 of 1

>

ID	Rule	Coupon Code	Start	End	Status	Web Site	Priority ↓
			From To	From To			
4	Get a water bottle with 70% off	H2O	Mar 16, 2018	--	Active	Main Website	0
5	Get any sport bag with 20% discount!	SALE	Mar 16, 2018	--	Active	Main Website	0
6	Spent \$100 and get 25% discount	100SPENT	Mar 16, 2018	--	Active	Main Website	1

Rule Information

In the **Rule Information** tab, you can describe the rule.

Currently Active

Rule Information

Rule Name *	<input type="text" value="Get a water bottle with 70% off"/>
Description	<input type="text" value="Use promo code H2O at checkout"/>
Active *	<input checked="" type="checkbox"/> Yes
Websites *	<div><div>Main Website</div><div></div></div> <div>?</div>
Customer Groups *	<div><div>NOT LOGGED IN</div><div>General</div><div>Wholesale</div><div>Retailer</div><div></div></div>
Coupon *	<div>Specific Coupon</div> <div></div>

Specify the **Rule Name** and **Rule Description**.

Please select **Websites** and Customer Groups for which this rule will be applied. Enable and disable the rule (**Active** → 'Yes' / 'No').


Coupon - Please select the '*Specific Coupon*' option in this field to create a coupon and enable applying coupons by users within a rule you create.


Coupon Code *

☒ **Use Auto Generation**
If you select and save the rule you will be able to generate multiple coupon codes.

Uses per Coupon

Uses per Customer
Usage limit enforced for logged in customers only.

From 

To 

Priority

Public In RSS Feed ☒ Yes

Allow Several Coupons from the Same Rule ☒ Yes
☐ Use Config Settings

Coupon Code - Specify a custom coupon code name here.

Auto Generation - You can create Coupon Codes manually or use the 'Use Auto Generation' setting if you need multiple coupon codes. If this setting is selected the field 'Manage Coupon Codes' below becomes active. Learn more about how to configure this section below in this user guide.

As this setting ('Use Auto Generation') is selected, one more option becomes active: 'Allow Several Coupons from the Same Rule' - it will appear below the 'Public In RSS Feed' setting.

Uses per Coupon - Specify how many times the specific coupon you created can be used.

Uses per Customer - Specify how many times the specific coupon you created can be used by each customer.

From/To - Set up the time limits for the coupon code (how long it will be active).

Please note that this option ('From/To') is available in Magento 2 Open Source only. Magento 2

Commerce and related versions use [Content Staging](#) instead.

Priority - Specify rule priority here.

E.g. if any user applies the rule prioritized as '3', then no rule prioritized as '4' and higher could be applied to this user. But the rules with the priorities '0', '1' and '2' could be applied to this user.

General Settings

To specify unique codes please go to **Stores → Configuration → Multiple Coupons**.

General



Unique codes
[store view]

If some other codes from the list is applied, all other coupons will be removed. The coupon codes are separated by commas

Allow Several Coupons from
the Same Rule
[website]

Limit Number of Coupons
Applied for One Order
[website]

Max Number of Coupons for
an Order
[website]

Unique codes - these are codes that can be applied only individually, e.g. if any of the codes from the list are applied, all other coupons will be canceled. You can specify multiple unique coupon codes separated by a comma.

For example, you would like to start a sale '50% off for everything', but at the same time, you have an offer 'buy a bag and get a belt with 30% off'. If you don't want to sum up these sales, choose the main offer (e.g. '50% off for everything') and write its coupon code as unique in this field.

Allow Several Coupons from the Same Rule - If set to 'Yes', then customers will be able to apply multiple coupon codes within one order. Moreover, this setting enables the application of multiple coupons within the same rule. As a result, these settings do not directly overlap—Allow Several Coupons from the Same Rule does not restrict the use of multiple coupons from different rules.

Limit Number of Coupons Applied for One Order - This setting limits the number of coupons that can be applied to the cart/checkout in one order.

Please note that **Limit Number of Coupons Applied for One Order** setting is available as a part of an active product subscription or support subscription. This message appears when the number of

applied coupons exceeds the limit set in the 'Limit Number of Coupons Applied for One Order' setting. Otherwise, the default message 'Coupon code is not valid' is shown.

Apply Discount Code ^

100SPENT

×

H2O

×

AWESOME

×

×

Sorry, you've exceeded the maximum number of coupons for the order.

Apply Discount

- When multiple comma-separated codes are entered, only the highest-priority coupons are applied, based on their associated cart price rules. Coupons are applied in order of priority until the limit set in the 'Limit Number of Coupons Applied for One Order' setting is reached.
- If coupons are applied individually, no additional coupons will be applied after the limit is reached—regardless of priority. To apply new coupons, existing ones must be removed first.
- If a unique code is entered along with other comma-separated codes and the limit is not exceeded, the unique code will be applied due to its highest priority. The remaining codes will not be applied, because the unique code cancels them.
- If the limit has already been reached when the unique code is entered, it will not be processed or applied. A message will be displayed indicating that the maximum number of coupons has been exceeded.

Max Number of Coupons for an Order - this setting appears only if **Limit Number of Coupons Applied for One Order** setting has been set to “Yes”. If you set 0 in this field, coupons will not be applied to the order.

Max Number of Coupons for
an Order
[website]

Example for Max Number of Coupons for an Order:

- **Coupon Limit:** 3
- **Applied Coupons:** 1, 2, 3, and 4 (in this order)
- **Priority:** Coupon 1 has the lowest priority among them.

Process:

1. The customer applies coupons sequentially: **1 → 2 → 3 → 4**.
2. Since the limit is **3 coupons**, adding coupon **4** exceeds the allowed number.
3. Because **coupon 1 has the lowest priority**, it is automatically removed.
4. The final applied coupons are: **2, 3, and 4**.

Please note that the coupon will be applied based on the rule's priority.

How to apply Coupon Codes from the Admin Panel (Orders)

It's possible to apply and remove multiple coupons when you create orders in the admin panel. To do so, please go to **Sales → Orders → Create an Order**.

Edit Order #000000004

admin

Cancel

Submit Order

Order Currency:

US Dollar

Customer's Activities

Shopping Cart (0)

No items

Wish List (0)

No items

Last Ordered Items (1)

Item

Affirm Water Bottle

Items Ordered

Add Products

Product	Price	Qty	Subtotal	Discount	Row Subtotal	Action
Affirm Water Bottle SKU: 24-UG06	\$7.00 <input type="checkbox"/> Custom Price*	<div>1</div>	\$7.00	-\$0.70 <input checked="" type="checkbox"/> Apply	\$6.30	Please select
Total 1 product(s)		Subtotal:	\$7.00	-\$0.70	\$6.30	

* - Enter custom price excluding tax

Apply Coupon Code

AWESOME

JETHEME

Apply

Update Items and Quantities

Account Information

Group *

General


Email *

roni_cost@example.com


Frontend examples (sample use cases)

Multiple coupons on the shopping cart page

It's possible to apply and remove multiple coupons on the shopping cart page.


 LUMA

Search entire store here...

 1

What's NewWomenMenGearTrainingSale

Shopping Cart

Item	Price	Qty	Subtotal
 Affirm Water Bottle	\$7.00	1	\$7.00

Update Shopping Cart

Summary

Estimate Shipping and Tax

Discount Codes

AWESOME

Enter Your discount code

Apply Discount

Subtotal\$7.00


Discount (This secret rule can be applied to any product anytime.)

AWESOME-\$0.70

Order Total\$6.30

Multiple coupons on the checkout page

A customer can apply and remove multiple coupons on the checkout page. All the applied coupons are displayed in the Order Summary block.



Payment Method

Check / Money order

☒ My billing and shipping address are the same

Place Order

Apply Discount Code ^

SALE

X

Enter Your discount code

Apply Discount

Order Summary

Cart Subtotal \$74.00

Discount (Sale time!) -\$14.80

^

SALE -\$14.80

Shipping \$5.00

Flat Rate - Fixed

Order Total \$64.20

1 Item in Cart ^



Impulse Duffie

Qty: 1

\$74.00

Find out how to install the Multiple Coupons for Magento 2 extension via [Composer](#).

Additional packages (provided in composer suggestions)

To make additional functionality available, please install the suggested packages you may need.

Available as a part of an active product **subscription** or support subscription:

- **amasty/module-coupons-hyva** - Install this package to insure Amasty extension works with Hyva Theme.
- **amasty/module-multiple-coupons-graphql** - Install this package for GraphQL compatibility.
- **amasty/module-coupons-max-qty** - Install this package to enable **Limit Number of Coupons Applied for One Order** and **Max Number of Coupons for an Order** settings.

From:

<https://amasty.com/docs/> - **Amasty Extensions FAQ**

Permanent link:

https://amasty.com/docs/doku.php?id=magento_2:multiple_coupons



Last update: **2025/07/28 09:44**