


# Advanced Reports



## Magento Extension User Guide

**Official extension page:** [Advanced Reports](#)



User Guide: [Advanced Reports](#)

Support: <http://amasty.com/contacts/>

## Table of contents:

1. <u>Report Creation.....</u>	<u>3</u>
2. <u>'Sales' report settings .....</u>	<u>6</u>
3. <u>'Profit' report settings.....</u>	<u>12</u>
4. <u>Profit formula examples .....</u>	<u>14</u>
5. <u>'Sales by product' report .....</u>	<u>17</u>
6. <u>'Bestsellers' report.....</u>	<u>20</u>
7. <u>'Sales by coupon' report.....</u>	<u>23</u>
8. <u>'Sales by country' report.....</u>	<u>26</u>
9. <u>'New vs. Returning' report.....</u>	<u>29</u>
10. <u>'Sales by Hour' report.....</u>	<u>32</u>
11. <u>'Sales by weekday' report.....</u>	<u>35</u>
12. <u>Export report data.....</u>	<u>38</u>



# 1. Report Creation

[Dashboard](#) | [Sales](#) | [Catalog](#) | [Mobile](#) | [Customers](#) | [Promotions](#) | [Newsletter](#) | [CMS](#) | **Reports** | [System](#) | [Get help for this page](#)

## Report Management

Page 1 of 2 pages | View 20 per page | Total 21 records found

[Select All](#) | [Unselect All](#) | [Select Visible](#) | [Unselect Visible](#) | 0 items selected

	ID	Name	U
Any			
<input type="checkbox"/>	75	Sales general report	
<input type="checkbox"/>	74	Sales by product (SKU PRB3011)	Nov 18, 2015 9:34
<input type="checkbox"/>	73	Sales by weekday	Nov 11, 2015 3:43
<input type="checkbox"/>	72	Sales by hour	Nov 10, 2015 10:00:34 AM
<input type="checkbox"/>	71	Sales by coupon codes	Oct 29, 2015 7:23:44 AM
<input type="checkbox"/>	70	Sales by bestsellers	Oct 14, 2015 5:11:33 PM
<input type="checkbox"/>	69	Sales by country	Oct 7, 2015 10:57:43 PM
<input type="checkbox"/>	68	New vs. returning coustomers	Sep 23, 2015 3:52:00 AM
<input type="checkbox"/>	67	Profit report	Sep 17, 2015 11:11:47 AM

[Sales](#) | [Shopping Cart](#) | [Products](#) | [Customers](#) | [Tags](#) | [Reviews](#) | [Search Terms](#) | [Amasty Reports](#) | [Refresh Statistics](#)

[Add report](#) | [Reset Filter](#) | [Search](#) | [Submit](#)

To create a report please go to Reports ->Amasty Reports



# 1. Report Creation

## Report Management

[+ Add report](#)

Page  of 2 pages | View  per page | Total 21 records found

[Reset](#)

Click here to add a new report.

Select All

Unselect All



Select Visible

Unselect Visible

0 items selected

Actions

add a new report.

	ID ↓	Name	Update Date
Any ▾			<div>From:  <input type="text"/></div> <div>To:  <input type="text"/></div>
<input type="checkbox"/>	75	Sales general report	Nov 30, -1 10:00:00 AM
<input type="checkbox"/>	74	Sales by product (SKU PRB3011)	Nov 9, 2015 3:43:39 PM
<input type="checkbox"/>	73	Sales by weekday	Nov 30, -1 10:00:00 AM
<input type="checkbox"/>	72	Sales by hour	Nov 30, -1 10:00:00 AM
<input type="checkbox"/>	71	Sales by coupon codes	Nov 30, -1 10:00:00 AM
<input type="checkbox"/>	70	Sales by bestsellers	Nov 30, -1 10:00:00 AM
<input type="checkbox"/>	69	Sales by country	Nov 30, -1 10:00:00 AM
<input type="checkbox"/>	68	New vs. returning coustomers	Nov 30, -1 10:00:00 AM
<input type="checkbox"/>	67	Profit report	Nov 30, -1 10:00:00 AM

On the Report Management grid you can view and edit all created reports. Click on the necessary report to start editing.



User Guide: [Advanced Reports](#)

Support: <http://amasty.com/contacts/>

## Add Report

[Back](#)

### Report type

Select Report Type

- Sales Report
- Sales Report**
- Bestsellers
- Profit Report
- Country Report
- New vs Returning Customers Report
- Sales by Hour Report
- Sales by Weekday Report
- Sales by Product Report
- Sales by Coupon Code Report

Choose one of the available report types to create a report.



## 2. 'Sales' report settings

**Edit Report 'Sales report'** Back Delete Save

---

**Settings**

Report Type	Sales Report	
Report Name *	Sales report	
Order Status	Any	
Select Orders By	Any Specified Created at	
Date From To *	14/10/2014	14/11/2014
Compare Date From	14/10/2015	14/11/2015
Add Compare Date Range	+	
Show Empty Rows	No	
Period	Day	
Store View	All Store Views Main Website Main Website Store English French German	

**Specify report name that will be displayed on the Report Management grid.**

**Choose order status. If set to 'Any' the report will be applied to all order statuses. If set to 'Specified' the report will be applied only to chosen statuses.**

**Get Report**



## 2. 'Sales' report settings

**Edit Report 'Sales report'** Back Delete Save

**Settings**

Report Type: Sales Report

Report Name \*: Sales report

Order Status: Any  
▲ Applies to Any of the Specified Order Statuses

Select Orders By: Created at  
Created at  
Updated at

Date From To \*: 14/10/2015 14/11/2015

Add Compare Date Range: +

Show Empty Rows: No

Period: Day

Store View: All Store Views  
Main Website  
Main Website Store  
English  
French  
German

**Get Report**

Select orders for the report either by the date of creation or by the date of the latest update.

Choose the store view for which you want to create the report.



## 2. 'Sales' report settings

Edit Report 'Sales report'

Back

Delete

Save

### Settings

Report Type

Report Name \*

Order Status

▲ Applies to Any of the Specified Order Statuses

Select Orders By

Date From To \*

Compare Date From

Add Compare Date Range

Show Empty Rows

Period

Store View

Main Website  
Main Website Store  
English  
French  
German

You can either specify one time interval for the report or add more intervals to compare sales data in one report.

Specify the period that will be taken as a step for displaying report data:

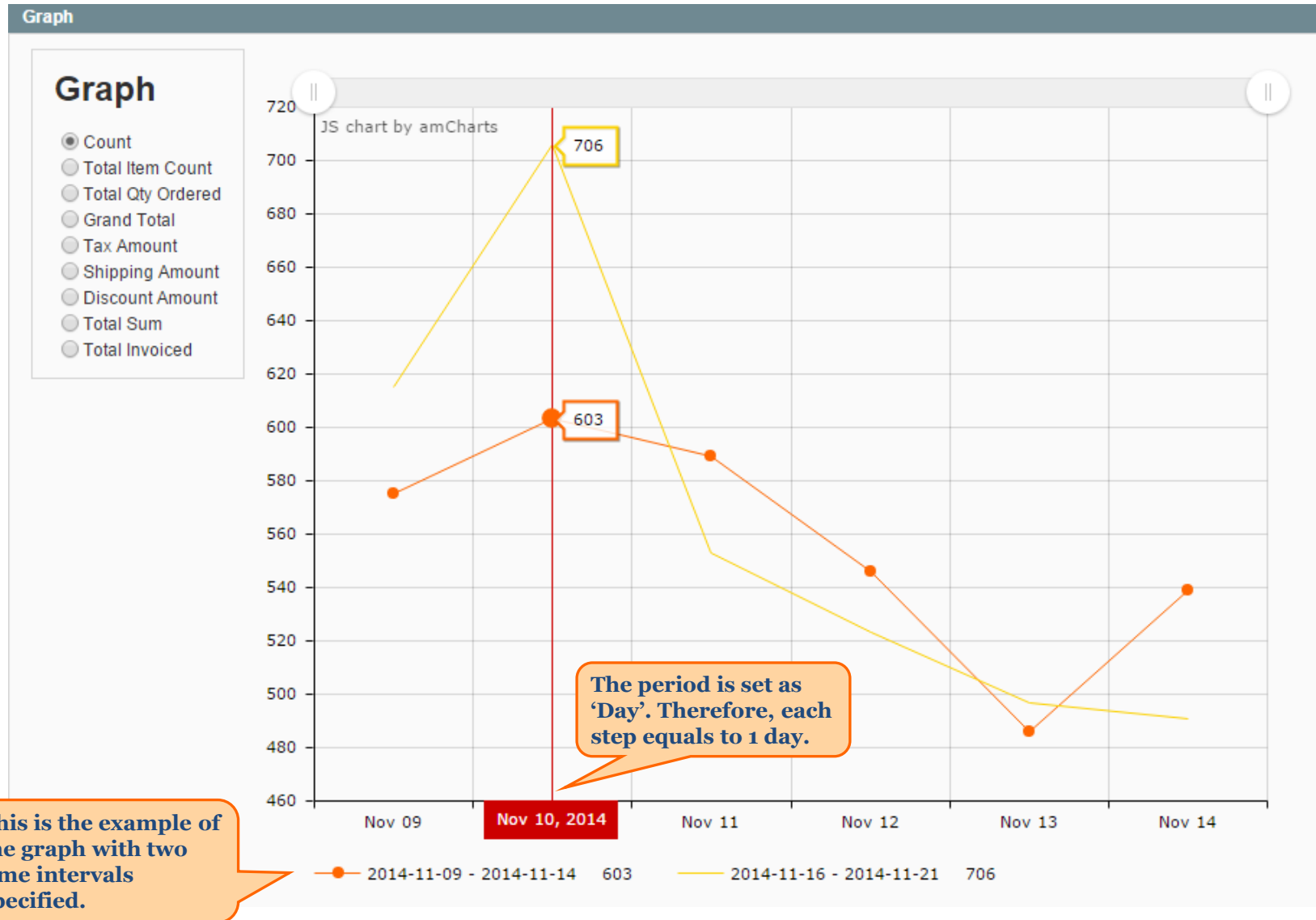
- Day
- Month
- Year

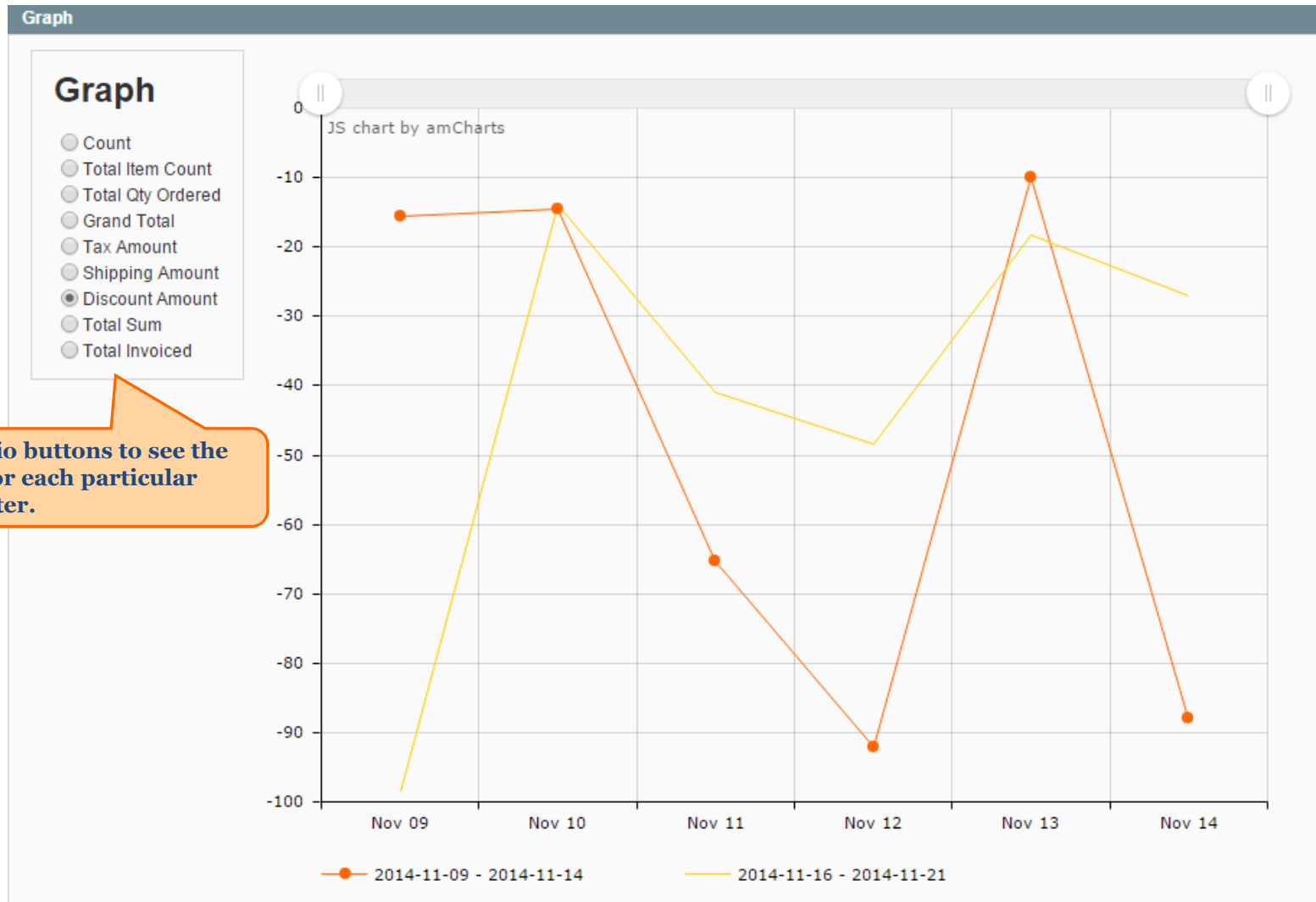
After all the settings are specified click here to get a report.

Get Report









## 2. 'Sales' report settings

See the report data in the results table.

Click on the column name to sort the data from min to max and vice versa.

### Results

[Export Table Data](#)

Period	Count	Total Item Count	Total Qty Ordered	Grand Total	Tax Amount	Shipping Amount	Discount Amount	Total Sum	Total Invoiced
2014-10-14	55	61	81	6699.18	51.31	26.91	0	6699.18	6699.18
2014-10-15	56	57	78	5179.42	34.83	32.89	0	5179.42	5179.42
2014-10-16	40	45	61	4072.67	25.65	20.93	0	4072.67	4072.67
2014-10-17	43	47	70	5256.03	0	20.93	0	5256.03	5256.03
2014-10-18	47	51	61	5497.05	6.57	26.91	0	5497.05	5497.05
2014-10-19	28	30	35	1935.41	9.54	29.9	0	1935.41	1935.41
2014-10-20	28	28	41	2257.84	0	29.9	0	2257.84	2257.84
2014-10-21	43	45	70	6571.86	13.79	32.89	0	6571.86	6571.86
2014-10-22	47	47	60	4572.3	36.36	44.85	0	4572.3	4572.3
2014-10-23	40	40	52	3765.93	19.82	23.92	0	3765.93	3765.93
2014-10-24	51	53	54	5628.36	33.75	23.92	0	5628.36	5628.36
2014-10-25	46	46	63	4371.23	3.53	14.95	0	4371.23	4371.23
2014-10-26	54	56	64	5005.25	51.06	17.94	0	5005.25	5005.25
2014-10-27	64	65	77	5504.96	29.3	32.89	0	5504.96	5504.96
2014-10-28	54	55	93	7272.05	11.05				
2014-10-29	59	63	72	5701.84	7.2				
2014-10-30	59	67	97	6863.85	7.2				

What is displayed in the results table:

**Period** – in our example we've chosen 'Day' period

**Count** – the number of orders

**Total item count** – the number of ordered products

**Total quantity ordered** – the number of ordered pieces if each product

**Total sum** is calculated in the following way:

**Subtotal+Tax+Shipping-Discout**







### 3. 'Profit' report settings

**Edit Report 'Profit report'** Back Delete Save

---

**Settings**

Report Type	<input type="text" value="Profit Report"/>
Report Name *	<input type="text" value="Profit report"/>
Order Status	<input type="text" value="Any"/> ▼ ▲ Applies to Any of the Specified Order Statuses
Select Orders By	<input type="text" value="Created at"/> ▼
Date From To *	<input type="text" value="14/07/2014"/>  <input type="text" value="14/08/2014"/> 
Add Compare Date Range	
Show Empty Rows	<input type="text" value="No"/> ▼
Period	<input type="text" value="Day"/> ▼
Store View	<div><div>All Store Views ▲</div><div>Main Website</div><div>Main Website Store</div><div>English</div><div>German</div><div>French</div><div></div></div>
Create Profit Formula	<input type="text" value="Grand Total"/> ▼ 

Get Report

Main report settings are similar to the 'Sales' report settings.



### 3. 'Profit' report settings

**Edit Report 'Profit report'** Back Delete Save

---

**Settings**

Report Type

Report Name \*

Order Status  ▼  
▲ Applies to Any of the Specified Order Statuses

Select Orders By  ▼

Date From To \*

Add Compare Date Range +

Show Empty Rows  ▼

Period  ▼

Store View

All Store Views

Main Website

Main Website Store

English

German

French

Create Profit Formula

Grand Total

+

▼

Grand Total

Grand Total

Tax Amount

Shipping Amount

Discount Amount

Total Refunded

**Specify custom formula to calculate profit for the report.**

**Graph**



## 4. Profit formula examples

Create Profit Formula

Grand Total

-

+

Grand Total

Tax Amount

Shipping Amount

Discount Amount

Total Refunded

Graph

Create Profit Formula

Grand Total

-

+

Total Refunded

Get Report

Create Profit Formula

Grand Total

-

+

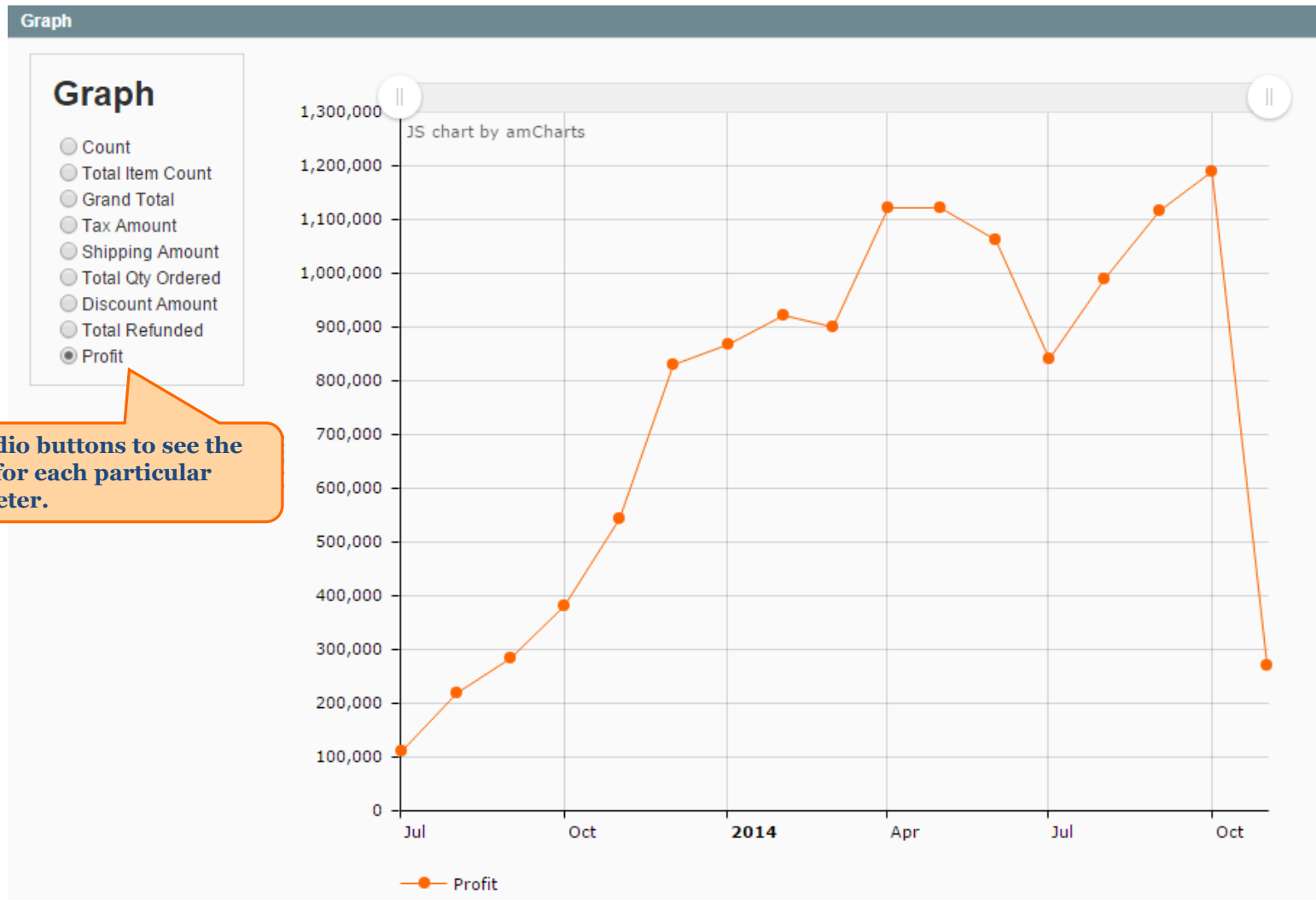
Shipping Amount

Get Report

For example, you can consistently subtract all your expenses like tax , shipping or refunds from grand total to evaluate average profit contribution per item or per order.



## 4. Profit formula examples



## 4. Profit formula examples

### Results

[Export Table Data](#)

Period	Count	Total Item Count	Grand Total	Tax Amount	Shipping Amount	Total Qty Ordered	Discount Amount	Total Refunded	Profit
2013-07	2455	2766	117189.54	290.18	7597.13	3185	-9	85.88	109497.53
2013-08	5077	5670	232956.48	860.78	14740.91	6474	-265.46	69.93	217880.18
2013-09	6088	6975	304185.99	883.85	19897.69	8032	-240.01	186.55	283861.74
2013-10	7636	8933	411483.33	1503.33	28389.97	10338	-738.31	378.76	381976.29
2013-11	9893	11646	582635.29	1562.19	38715.88	13579	-948.62	138.75	542832.04
2013-12	13529	15651	880383.46	2964.5	50114.56	18380	-1481.73	259.9	828527.27
2014-01	14796	17400	924674.24	2476.44	54076.28	20342	-1753.16	314.98	868529.82
2014-02	16052	18683	978704.2	2494.07	55000.3	21733	-1621.4	424.53	921657.97
2014-03	16751	19384	957800.43	2639.05	54234.5	22634	-2592.43	237.97	900735.53
2014-04	20176	23176	1194857.93	2214.27	70954.91	26747	-1728.68	228.49	1121945.85
2014-05	19277	158694	1190057.62	3181.9	66445.07	190956	-1715.68	386.36	1121510.51
2014-06	18008	21309	1128063.4	4707.3	62670.03	24262	-1125.45	903.37	1063364.55
2014-07	13765	15818	887976.02	4201.07	46640.51	18099	-1250.1	283.58	839801.83
2014-08	16368	18384	1039916.03	4330.67	49271.66	21490	-1366.57	33.82	989243.98
2014-09	18451	21080	1171802.95	5582.36	53898.96	24855	-1304.41	314.47	1116285.11
2014-10	19659	22760	1239597.08	5264.14	49424.42	26716	-1268.41	82.61	1188821.64
2014-11	4209	4955	282613.16	1223.99	12877.45	5861	-286.51	70.97	269378.23
	222190	393284	13524897.15	46380.09	734950.23	463683	-19695.93	4400.92	12765850.07

Profit calculation is based on the custom formula you created in the settings block.





## 5. 'Sales by product' report

**Edit Report 'sales by product'** Back Delete Save

---

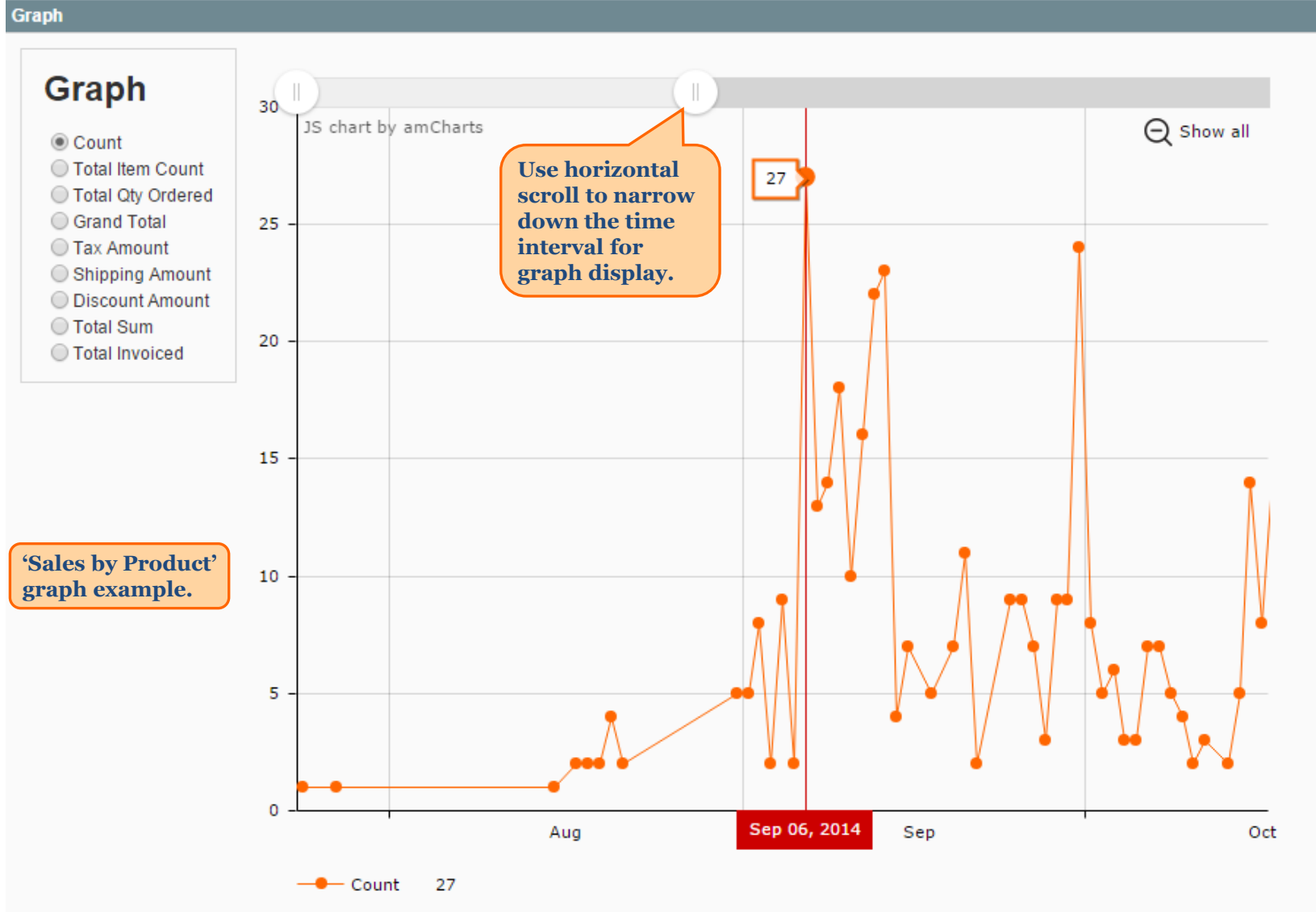
**Settings**

Report Type	<input type="text" value="Sales by Product Report"/>
Report Name *	<input type="text" value="Sales by product"/>
Order Status	<input type="text" value="Any"/> ▼ ▲ Applies to Any of the Specified Order Statuses
Select Orders By	<input type="text" value="Created at"/> ▼
Date From To *	<input type="text" value="14/10/2014"/> <input type="text" value="14/11/2014"/>
Add Compare Date Range	<input type="text" value="+"/>
Enter Product SKU *	<input type="text" value="BRU202"/>
Period	<input type="text" value="Day"/> ▼
Show Empty Rows	<input type="text" value="No"/> ▼
Store View	<div><div>All Store Views</div><div><div>Main Website</div><div>Main Website Store</div><div>English</div><div>French</div><div>German</div></div></div>

**Main report settings are similar to the 'Sales' report settings.**

**Specify the SKU of the product for which you want to get a report.**





## 5. 'Sales by product' report

See the example of the Results grid for 'Sales by product' report.

Results									Export Table Data
Period	Count	Total Item Count	Total Qty Ordered	Grand Total	Tax Amount	Shipping Amount	Discount Amount	Total Sum	Total Invoiced
2014-07-24	1	1	1	82.95	0	0	0	82.95	82.95
2014-07-27	1	1	2	165.9	0	0	0	165.9	165.9
2014-08-15	1	1	1	79.77	0	0	0	79.77	79.77
2014-08-17	2	2	4	319.08	0	0	0	319.08	319.08
2014-08-18	2	2	2	166.22	6.68	0	0	166.22	166.22
2014-08-19	2	2	2	159.54	0	0	0	159.54	159.54
2014-08-20	4	4	4	322.53	6.61	0	0	322.53	322.53
2014-08-21	2	2	2	157.96	0	0	0	157.96	157.96
2014-08-31	5	5	6	473.88	0	0	0	473.88	473.88
2014-09-01	5	5	5	401.51	6.61	0	0	401.51	401.51
2014-09-02	8	8	11	868.78	0	0	0	868.78	868.78
2014-09-03	2	2	3	236.94	0	0	0	236.94	236.94
2014-09-04	9	9	10	796.41	6.61	0	0	796.41	796.41
2014-09-05	2	2	3	236.94	0	0	0	236.94	236.94
2014-09-06	27	27	31	2454.99	6.61	0	0	2454.99	2454.99
2014-09-07	13	13	28	2211.44	0	0	0	2211.44	2211.44
2014-09-08	14	14	15	1184.7	0	0	0	1184.7	1184.7
2014-09-09	18	18	21	1665.19	6.61	0	0	1665.19	1665.19
2014-09-10	10	10	14	1112.33	6.61	0	0	1112.33	1112.33
2014-09-11	16	16	22	1737.56	0	0	0	1737.56	1737.56
2014-09-12	22	22	31	2448.38	0	0	0	2448.38	2448.38
2014-09-13	23	24	30	2380.37	0	0	0	2380.37	2380.37
2014-09-14	4	4	6	473.88	0	0	0	473.88	473.88



## 6. 'Bestsellers' report

Edit Report 'Bestsellers'

Back Delete Save

### Settings

Report Type: Bestsellers

Report Name \*: Bestsellers

Date From To \*: 1/10/2014 12/10/2015

Count Of Bestsellers \*: 3

Specify the number of bestselling products for which you want to generate the report.

Choose Product Types

Simple Product  
Grouped Product  
Configurable Product  
Virtual Product  
Bundle Product  
Downloadable Product

Choose product types which should be included in the report.

Order Status: Any

▲ Applies to Any of the Specified Order Statuses

Store View

All Store Views  
Main Website  
Main Website Store  
English  
French  
German

Get Report

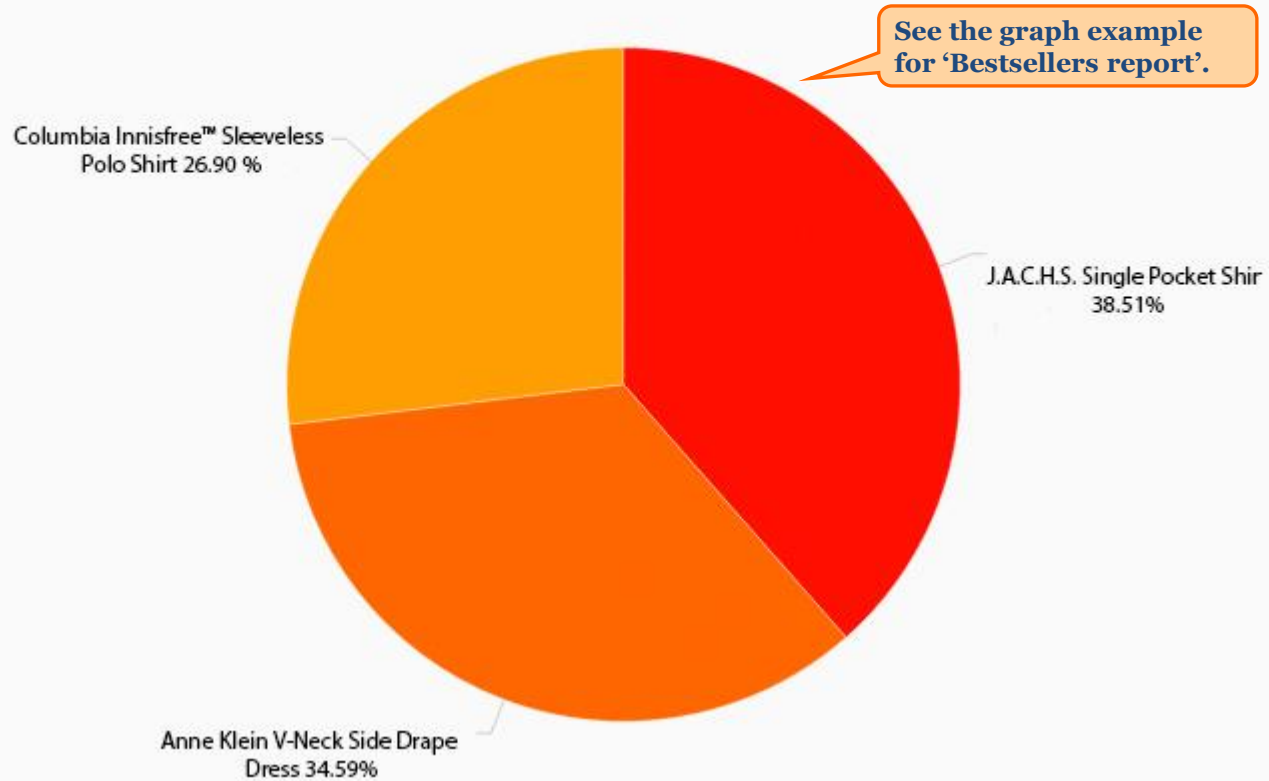


User Guide: [Advanced Reports](#)

Support: <http://amasty.com/contacts/>

### Graph

JS chart by amCharts



## 6. 'Bestsellers' report

Results					Export Table Data
Store Id	Product Id	Product Name	Product Price	Qty Ordered	
3	66753	J.A.C.H.S. Single Pocket Shirt	76.95	1907	
3	57774	Anne Klein V-Neck Side Drape Dress	72.99	1713	
4	12281	Columbia Innisfree™ Sleeveless Polo Shirt	3.95	1332	
			153.89	4952	

In the 'bestsellers' report you can see product id, product price and the total number of ordered items.



## 7. 'Sales by coupon' report

Edit Report 'Sales by coupon code'

Back

Delete

Save

### Settings

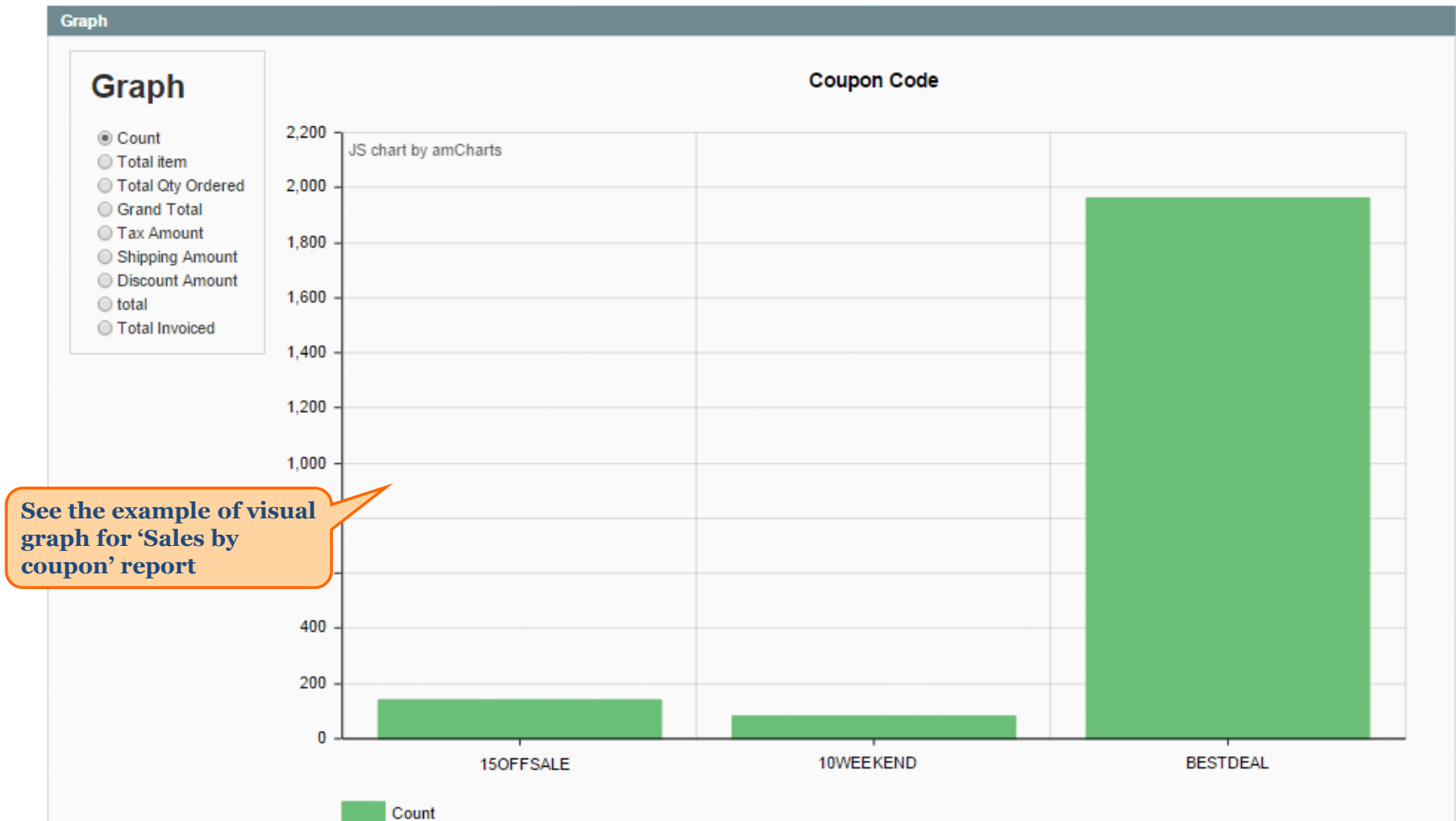
Report Type	<input type="text" value="Sales by Coupon Code Report"/>
Report Name *	<input type="text" value="Sales by coupon code"/>
Order Status	<div><div>Specified ▼</div><div>▲ Applies to Any of the Specified Order Statuses</div><div><div>Canceled</div><div>Closed</div><div>Complete</div><div>Suspected Fraud</div><div>On Hold</div><div>Payment Review</div><div>Pending</div><div>Pending Payment</div><div>Processing</div><div>Waiting Authorization</div></div></div>
Select Orders By	<div>Created at ▼</div>
Date From To *	<div><div>14/10/2014</div><div>14/10/2015</div></div>
Store View	<div><div>All Store Views</div><div>Main Website</div><div>Main Website Store</div><div>English</div><div>French</div><div>German</div></div>

Get Report

Specify main settings for 'Sales by coupon' report. All coupons used within the specified time interval will be shown in the report.



## 7. 'Sales by coupon' report





## 7. 'Sales by coupon' report

Results									Export Table Data
Coupon Code	Count	Total item	Total Qty Ordered	Grand Total	Tax Amount	Shipping Amount	Discount Amount	total	Total Invoiced
5offgift	78	124	139	1932.86	9.32	275.42	-386.36	1932.86	1932.86
POWER 10	25	64	83	3621.41	6.45	86.84	-374.2	3621.41	3621.41
power10	568	1378	1961	70973.75	420.3	1947.4	-7112.31	70973.75	70973.75
5	671	1566	2183	76528.02	436.07	2309.66	-7872.87	76528.02	76528.02



See the details for each coupon.



### Edit Report 'country report'

[Back](#)[Delete](#)[Save](#)

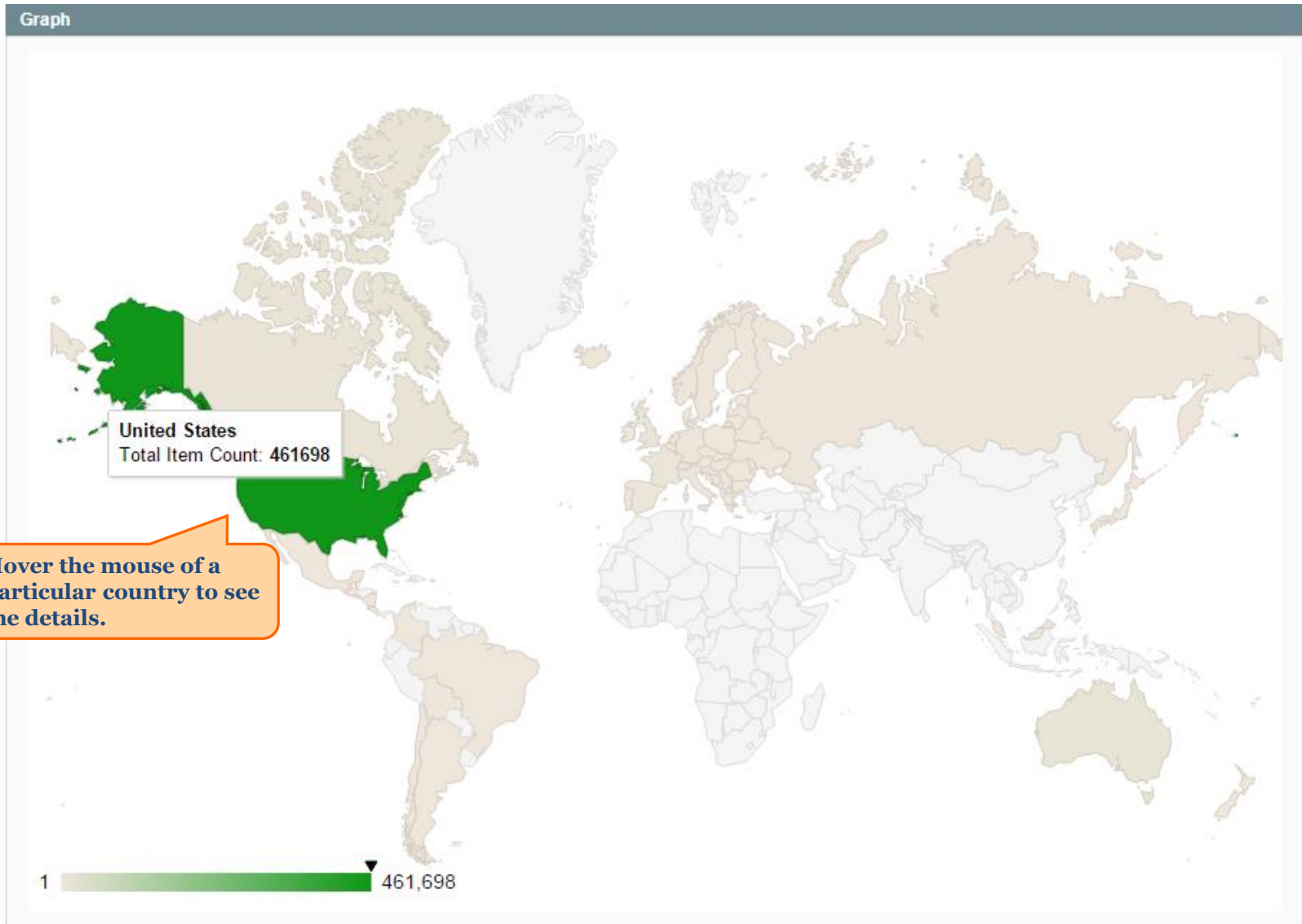
#### Settings

Report Type	<input type="text" value="Country Report"/>
Report Name *	<input type="text" value="country report"/>
Date From To *	<input type="text" value="14/10/2013"/>  <input type="text" value="14/10/2015"/> 
Order Status	<input type="text" value="Any"/> ▼ ▲ Applies to Any of the Specified Order Statuses
Store View	<div><div>All Store Views</div><div>Main Website</div><div>Main Website Store</div><div>English</div><div>French</div><div>German</div></div>

[Get Report](#)

Specify settings for 'Sales by country' report.





## 8. 'Sales by country' report

### Results

[Export Table Data](#)

Country	Count	Total Item Count	Grand Total	Tax Amount	Shipping Amount	Discount Amount	Total Invoiced
Andorra	10	11	535.74	0	131.75	0	481
Albania	3	3	115.29	0	21.95	0	115.29
Argentina	1	1	29.69	0	8	0	0
Austria	333	431	23750.59	0	4141.55	0	19507.01
Australia	11101	14237	731069.64	42.36	137492.17	-654.39	624831.45
Bosnia and Herzegovina	7	13	228.27	0	36	0	157.56
Belgium	434	525	21778.14	0.92	4841.54	0	19363.52
Bulgaria	87	139	6376.23	0	915.9	0	3906.11
Bolivia	3	3	374.7	0	73.95	0	374.7
Brazil	40	40	3063.03	0	910.29	0	3063.03
Belarus	61	100	4068.61	2.61	499.65	0	3016.02
Canada	8557	11127	494133.07	1.42	96716.42	-536.15	416983.79
Switzerland	735	981	53889.81	0	9119.99	-9.79	43463.77
Chile	6	6	509.4	0	163.85	0	509.4
Colombia	1	1	167.95	0	40	0	167.95
Costa Rica	1	1	11.99	0	8	0	11.99
Cyprus	26	32	2053.55	0	290.65	0	1338.96
Czech Republic	73	81	4940.43	0	847.15	0	4324.87
Germany	1029	1306	59307.65	0	11157.84	0	49924.2
Denmark	327	406	17890.42	0	3614.83	0	15207.24
Estonia	60	66	3408.88	0	636.55	0	3152.98
	1909	2374	107801.55	1.49	21093.79	-14.19	88389.99
	440	556	23576.79	0	4775.67	0	19684.43

See the detailed sales report by country.



User Guide: [Advanced Reports](#)

Support: <http://amasty.com/contacts/>



## Edit Report 'New vs returning'

Back

Delete

Save

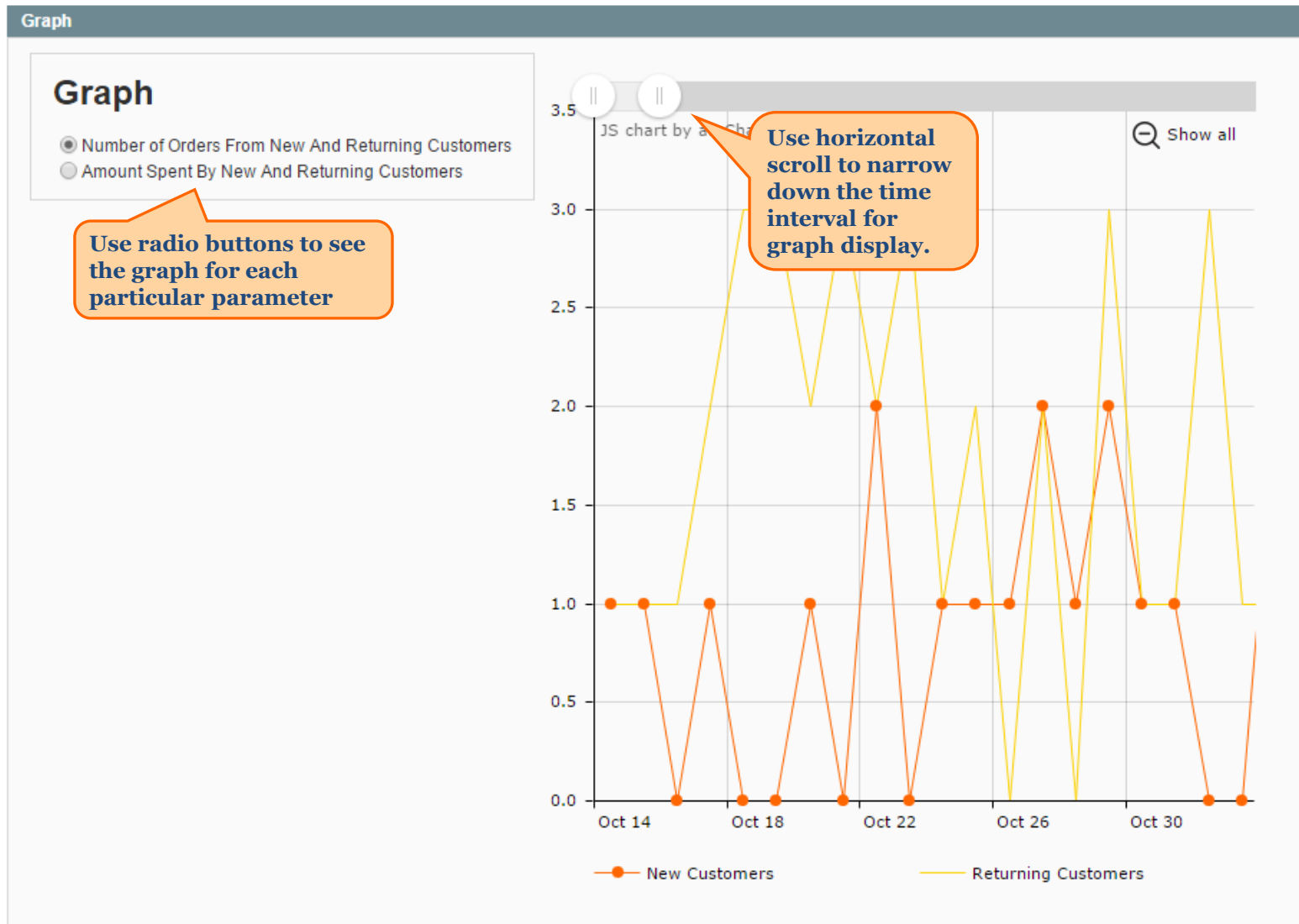
## Settings

Report Type	<input type="text" value="New vs Returning Customers Report"/>
Report Name *	<input type="text" value="New vs returning"/>
Date From To *	<input type="text" value="14/10/2014"/>  <input type="text" value="14/11/2014"/> 
Order Status	<input type="text" value="Any"/> ▼ ▲ Applies to Any of the Specified Order Statuses
Store View	<div><div>All Store Views ▲</div><div>Main Website</div><div>Main Website Store</div><div>English</div><div>French</div><div>German</div></div>

Get Report

This report allows you to compare new customers (who made 1 order) to returning customers (who made 2+ orders).





## 9. 'New vs. Returning' report

Click on the column name to sort the data from min to max and vice versa.

Results					Export Table Data
Period	Number of Orders From New Customers	Number of Orders From Returning Customers	Amount Spent By New Customers	Amount Spent By Returning Customers	
2014-10-14	1	1	34.19	57.58	
2014-10-15	1	1	38.72	61.37	
2014-10-17	1	3	27.94	167.27	
2014-10-18	0	3	0	210.63	
2014-10-19	0	2	0	304.09	
2014-10-20	1	2	15.72	16.58	
2014-10-21	0	4	0	208.1	
2014-10-22	0	2	0	380.96	
2014-10-23	2	3	24.27	125.48	
2014-10-24	1	0	25.84	0	
2014-10-25	1	2	209.81	44.08	
2014-10-26	1	1	132.58	65.04	
2014-10-27	2	2	421.96	24.34	
2014-10-28	1	0	22.98	0	
2014-10-29	1	1	177.41	262.97	
2014-10-30	2	3	17.36	479.24	
2014-10-31	0	1	0	297.86	
2014-11-01	1	2	69.85	762.52	
2014-11-02	0	2	0	213.83	
2014-11-03	1	1	30.89	30.79	
2014-11-04	2		41.23	48.37	
2014-11-05	2		219.69	60.23	
2014-11-06	1		35.79	265.03	
2014-11-07	3		96.67	0	

See the number of orders from new and returning customers as well as the total amount spent by customers within the specified time interval.



## 10. 'Sales by Hour' report

Edit Report 'Sales by hour'

Back

Delete

Save

### Settings

Report Type Sales by Hour Report

Report Name \* Sales by hour

Order Status Any ▼

▲ Applies to Any of the Specified Order Statuses

Select Orders By Created at ▼

Date From To \* 14/10/2014 14/11/2014

Add Compare Date Range



Store View

- All Store Views
- Main Website
- Main Website Store
- English
- French
- German

Get Report

The report shows the hours when you have highest/lowest sales.

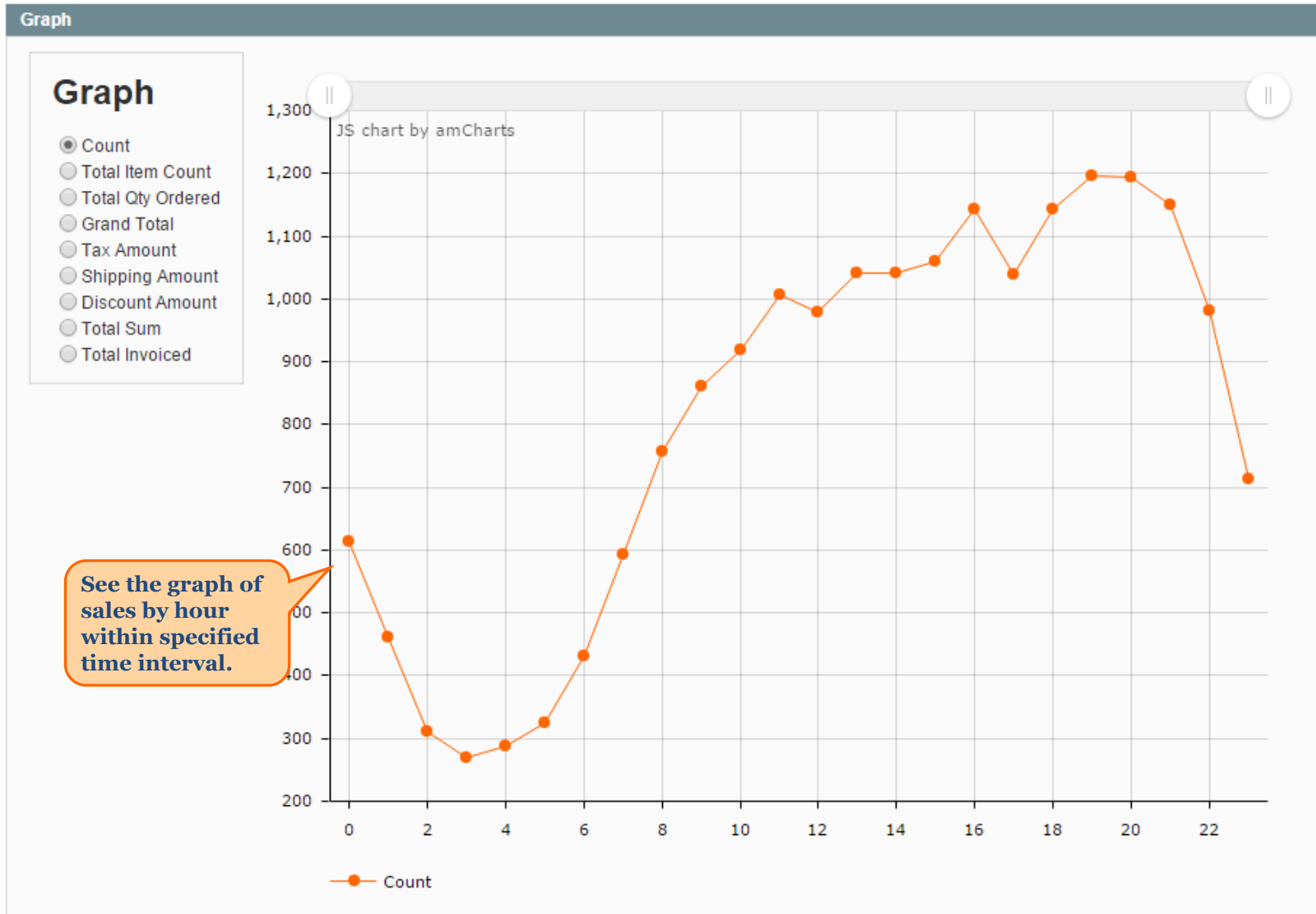


User Guide: [Advanced Reports](#)

Support: <http://amasty.com/contacts/>



## 10. 'Sales by Hour' report



## 10. 'Sales by Hour' report

Results									Export Table Data
Period	Count	Total Item Count	Total Qty Ordered	Grand Total	Tax Amount	Shipping Amount	Discount Amount	Total Sum	Total Invoiced
0	614	724	861	39789.91	166.28	1699.1	-29	39789.91	36919.61
1	462	555	635	27294.43	199.85	1540.95	0	27294.43	25100.35
2	312	423	486	20152.27	38.66	1087.46	-28.99	20152.27	18890.54
3	270	331	385	13748.94	84.33	1123.83	0	13748.94	12690.54
4	288	347	404	16410.18	48.85	1327.15	0	16410.18	15080.54
5	324	379	432	19205.31	80.34	1316.72	-5.6	19205.31	17086.83
6	430	508	625	23489.63	124.84	1574.33	-15.98	23489.63	21523.94
7	592	703	831	36463.81	139.73	1972.51	-102.97	36463.81	34489.99
8	758	916	1097	51869.82	256.22	2110.55	-34	51869.82	49012.21
9	862	996	1200	55817.73	240.21	2185.97	-114.87	55817.73	53753.65
10	919	1021	1239	65193.89	188.39	2322.98	-62.96	65193.89	61652.22
11	1007	1243	1506	67240.38	342.05	2834.29	-116.55	67240.38	63021.71
12	978	1177	1395	69707.78	227.42	2848.83	-40.22	69707.78	66712.06
13	1041	1279	1493	70928.85	416.03	3225.94	-144.09	70928.85	63110.61
14	1042	1250	1475	62477.35	232.59	3036.37	-109.25	62477.35	60100.54
15	1059	1237	1472	63983.71	311.76	3162.96	-54.7	63983.71	62248.22
16	1143	1309	1550	75879.33	313.29	3022.38	-28.14	75879.33	72353.73
17	1039	1215	1432	67027.29	313.78	2611.66	-123.47	67027.29	63455.15
18	1142	1309	1514	71739.43	315.21	2787.68	-39.46	71739.43	69184.15
19	1197	1345	1563	72167.34	239.87	2430.42	-115.03	72167.34	68703.07
20	1193	1366	1563	72635.45	258.94	2772.98	-21.36	72635.45	70135.15
21	1149	1297	1537	74730.33	306.24	2583.61	-37.44	74730.33	73936.18
22	982	1110	1296	64283.4	212.43	2250.16	-78.68	64283.4	62735.28
23	714	853	968	45058.01	108.98	1626.09	-51.42	45058.01	42880.94
	19517	22893	26959	1247294.57	5166.29	53454.92	-1354.18	1247294.57	1181408.06

See the detailed hourly report.






## 11. 'Sales by weekday' report

### Edit Report 'Sales by weekday'

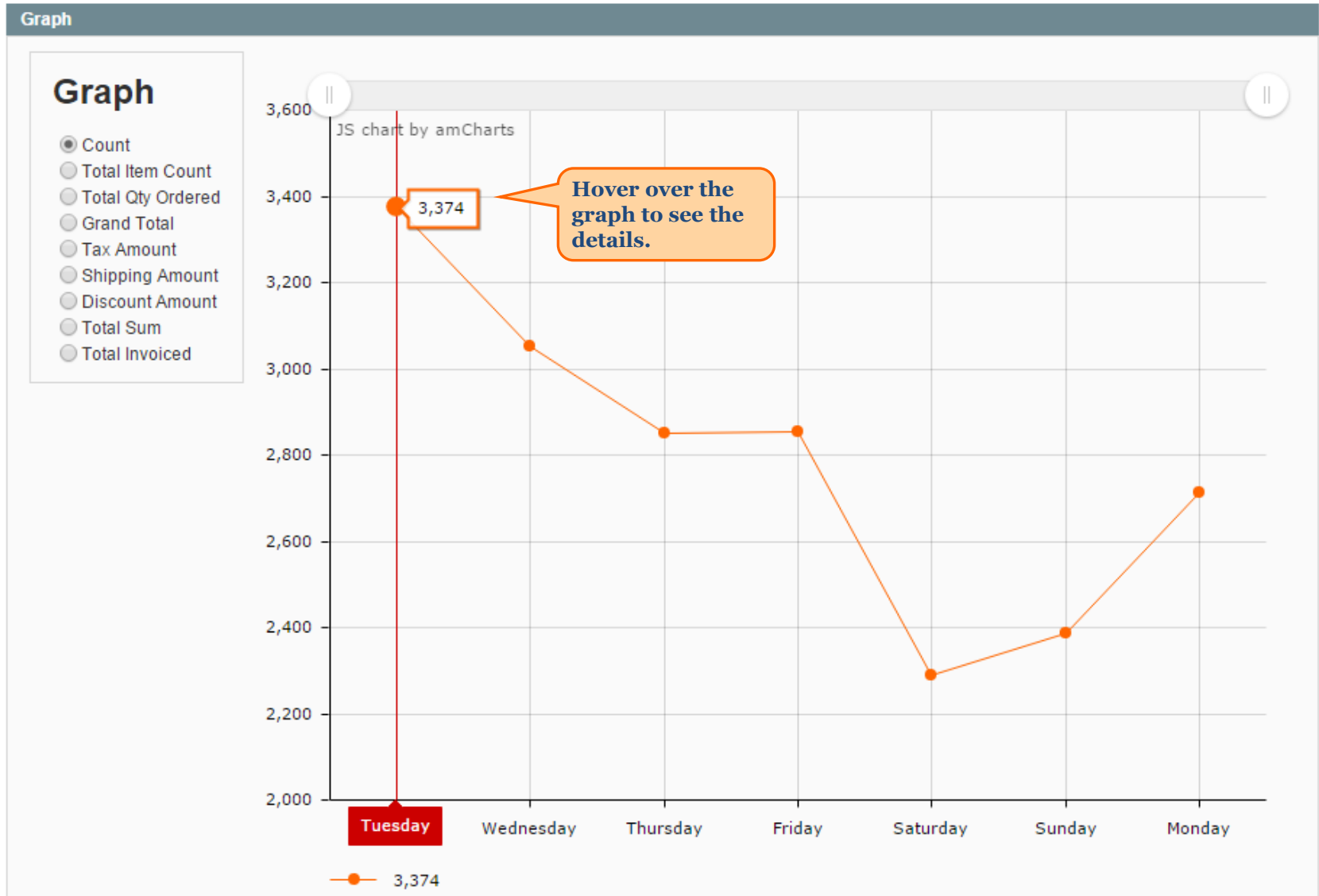
[Back](#)[Delete](#)[Save](#)

#### Settings

Report Type	<input type="text" value="Sales by Weekday Report"/>
Report Name *	<input type="text" value="Sales by weekday"/>
Order Status	<input type="text" value="Any"/> ▼ ▲ Applies to Any of the Specified Order Statuses
Select Orders By	<input type="text" value="Created at"/> ▼
Date From To *	<input type="text" value="14/10/2014"/>  <input type="text" value="14/11/2014"/> 
Add Compare Date Range	
Store View	<div><div>All Store Views ▲</div><div>Main Website</div><div>Main Website Store</div><div>English</div><div>French</div><div>German</div></div>
<a href="#">Get Report</a>	

Find out on which days of the week you have the highest/lowest sales.





## 11. 'Sales by weekday' report

### Results






[Export Table Data](#)

Period	Count	Total Item Count	Total Qty Ordered	Grand Total	Tax Amount	Shipping Amount	Discount Amount	Total Sum	Total Invoiced
Tuesday	3374	4003	4717	217610.73	869.69	9205.87	-231.19	217610.73	204654.77
Wednesday	3052	3589	4257	199437.76	1033.5	8579.91	-193.85	199437.76	185582.31
Thursday	2852	3389	4049	187258.73	828.31	7579.99	-308.37	187258.73	178173.5
Friday	2854	3365	3951	187630.94	643.68	7286.51	-169.68	187630.94	179728.99
Saturday	2288	2630	3106	155258.74	627.94	5922.49	-224.47	155258.74	148313.41
Sunday	2386	2792	3260	146203.07	554.76	7413.47	-151.96	146203.07	137978.4
Monday	2711	3125	3619	153894.6	608.41	7466.68	-74.66	153894.6	146976.68
	19517	22893	26959	1247294.57	5166.29	53454.92	-1354.18	1247294.57	1181408.06

See the 'Sales by weekday' report results.



## 12. Export report data

Results									Export Table Data
Period	Count	Total Item Count	Total Qty Ordered	Grand Total	Tax Amount	Shipping Amount	Discount Amount	Total Sum	<div>  JSON         </div> <div>  XML         </div> <div>  CSV         </div> <div>  PNG         </div> <div>  PDF         </div>
2014-10-14	55	61	81	6699.18	51.31	26.91	0	6699.18	<div>Choose the file type for report data export.</div>
2014-10-15	56	57	78	5179.42	34.83	32.89	0	5179.42	
2014-10-16	40	45	61	4072.67	25.65	20.93	0	4072.67	
2014-10-17	43	47	70	5256.03	0	20.93	0	5256.03	
2014-10-18	47	51	61	5497.05	6.57	26.91	0	5497.05	
2014-10-19	28	30	35	1935.41	9.54	29.9	0	1935.41	
2014-10-20	28	28	41	2257.84	0	29.9	0	2257.84	
2014-10-21	43	45	70	6571.86	13.79	32.89	0	6571.86	
2014-10-22	47	47	60	4572.3	36.36	44.85	0	4572.3	
2014-10-23	40	40	52	3765.93	19.82	23.92	0	3765.93	
2014-10-24	51	53	54	5628.36	33.75	23.92	0	5628.36	
2014-10-25	46	46	63	4371.23	3.53	14.95	0	4371.23	
2014-10-26	54	56	64	5005.25	51.06	17.94	0	5005.25	
2014-10-27	64	65	77	5504.96	29.3	32.89	0	5504.96	
2014-10-28	54	55	93	7272.05	11.05	26.91	0	7272.05	
2014-10-29	59	63	72	5701.84	7.2	20.93	0	5701.84	
2014-10-30	59	67	97	6863.85	7.37	29.9	0	6863.85	
2014-10-31	64	65	84	6479.69	32.92	20.93	0	6479.69	
2014-11-01	60	60	72	5851.41	21.77	20.93	0	5851.41	
2014-11-02	52	55	82	6382.25	31.47	17.94	0	6382.25	
2014-11-03	76	78	88	7392.68	57.94	29.9	0	7392.68	
2014-11-04	95	98	113	9194.22	48.03	20.93	0	9194.22	
2014-11-05	53	55	60	5379.58	7.37	11.96	0	5379.58	



# Thank you!

Should you have any questions or feature suggestions, please contact us at:

<http://amasty.com/contacts/>

Your feedback is absolutely welcome!



User Guide: [Advanced Reports](#)

Support: <http://amasty.com/contacts/>