

# Auto Shipping



## Magento Extension User Guide

**Official extension page:** [Auto Shipping](#)



User Guide: [Auto Shipping](#)

Support: <http://amasty.com/contacts/>

## Table of contents:

1. <u>General Settings</u> .....	3
2. <u>Frontend Examples</u> .....	8



General	
Enable	<input type="text" value="Yes"/> [v] <span>Switch to 'Yes' to enable the extension.</span>
Default shipping method	<input type="text" value="[flatrate] Fixed"/> [v] <span>[STORE VIEW]</span>
If default method is not available	<input type="text" value="Choose the cheapest"/> [v] <span>[STORE VIEW]</span>
Not Auto-fill Fields	<input type="text" value="State"/> <input type="text" value="ZIP"/> <input type="text" value="City"/>

To find the extension settings please go to System-> Configuration ->Auto Shipping

Geolocation	
Use Geo IP	<input type="text" value="Yes"/> [v] <span>[WEBSITE]</span>


Default Address	
Country	<input type="text" value="United States"/> [v] <span>[STORE VIEW]</span>
State	<input type="text"/>
City	<input type="text" value="New York"/>
ZIP	<input type="text" value="10001"/>

Choose the shipping method that will be displayed on the shopping cart page by default.

Specify default shipping address that will be automatically displayed on the shopping cart page.




# 1. General Settings

Current Configuration Scope:  
Default Config   
[Manage Stores](#)

### Configuration

- GENERAL
  - General
  - Web
  - Design
  - Currency Setup
  - Store Email Addresses
  - Contacts
- AMASTY EXTENSIONS**
  - Geo Ip Data**
  - Auto Shipping
- SALES
  - Sales
  - Sales Emails
  - PDF Print-outs
  - Tax

 When import in progress please do not close this browser window and do not attempt to operate Magento backend in separate tabs. Import usually takes from 10 to 20 minutes.

## Geo Ip Data

Click "Download and Import" to load Geolocation data. Wait till the process is complete.

 Save Config

### Download and Import

[STORE VIEW]



**Download and Import**

Download Import Completed

### Import

[STORE VIEW]

**Import**

- var/amasty/GeoLiteCity-Blocks.csv 
- var/amasty/GeoLiteCity-Location.csv 

Import Completed

Open Geo Ip Data tab



General		
Enable	<input type="text" value="Yes"/>	[STORE VIEW]
Default shipping method	<input type="text" value="[flatrate] Fixed"/>	[STORE VIEW]
If default method is not available	<input type="text" value="Choose the cheapest"/>	[STORE VIEW]
Not Auto-fill Fields	<input type="text" value="State"/> <input type="text" value="ZIP"/> <input type="text" value="City"/>	[STORE VIEW]

**NOTE:** Read our [article](#) to learn how to import Geo IP database.

Geolocation		
Use Geo IP	<input type="text" value="Yes"/>	[WEBSITE]

Default Address		
Country	<input type="text" value="United States"/>	
State	<input type="text"/>	[STORE VIEW]
City	<input type="text" value="New York"/>	[STORE VIEW]
ZIP	<input type="text" value="10001"/>	[STORE VIEW]

Set Geolocation feature to "Yes" in order to enable auto detection of customers' locations.



System -> Configuration ->  
Sales ->shipping methods

Current Configuration Scope:  
Default Config    
[Manage Stores](#)

**Configuration**

- ▶ **AMASTY EXTENSIONS**
  - Auto Shipping
- ▶ **SALES**
  - Shipping Settings

---

**Shipping Methods**

- Google API
- Payment Methods
- Payment Services
- Moneybookers

## Shipping Methods

Flat Rate	▼
Table Rates	▼
Free Shipping	▼
UPS	▼
USPS	▼
FedEx	▼
DHL (Deprecated)	▼
DHL	▼

Set up shipping methods for locations you work with



## Auto Shipping

**General**

Enable	Yes	[STORE VIEW]
Default shipping method	[flatrate] Fixed	[STORE VIEW]
If default method is not available		
Not Auto-fill Fields		

**Geolocation**

Use Geo IP	Yes	[WEBSITE]
------------	-----	-----------

**Flat Rate**

[flatrate] Fixed

**Free Shipping**

[freeshipping] Free

**Best Way**

[tablerate] Table Rate

**DHL (Deprecated)**

[dhl] International Express

[dhl] Express Saturday

[dhl] Express 10:30 AM

[dhl] Express

[dhl] Next Afternoon

[dhl] Second Day Service

[dhl] Ground

**Federal Express**

[fedex] 2 Day

[fedex] Ground

[fedex] First Overnight

[fedex] International Economy

The extension is fully compatible with the Shipping Table Rates module by Amasty. All the created shipping table rates can be set as a default shipping method.



### 3. Front end example

PRODUCT	PRICE	QTY	SUBTOTAL
 <p><b>AVIATOR SUNGLASSES</b> SKU: ace000</p>			
<a href="#">EMPTY CART</a>	<a href="#">UPDATE SHOPPING CART</a> -OR- <a href="#">CONTINUE SHOPPING</a>		

Once the product is added to cart customer's location will be displayed on the cart page and proper shipping methods will be advised.

In case you use this module together with the Shipping Table Rates extension you can set any table rate as a default one.

The final price including shipping costs is automatically calculated.

DISCOUNT CODES  [APPLY](#)

**ESTIMATE SHIPPING AND TAX**

COUNTRY \*  STATE/PROVINCE

CITY \*  ZIP \*

[ESTIMATE](#)

**United Parcel Service**

Worldwide Expedited - \$134.96

Worldwide Express Saver - \$197.37

**Free Shipping**

Free - \$0.00

[UPDATE TOTAL](#)

	SUBTOTAL	\$295.00
	SHIPPING & HANDLING (UNITED PARCEL SERVICE - WORLDWIDE EXPEDITED)	\$134.96
<b>GRAND TOTAL</b>		<b>\$429.96</b>
		<a href="#">PROCEED TO CHECKOUT</a>





### 3. Front end example

PRODUCT	PRICE	QTY	SUBTOTAL
 <b>LAFAYETTE CONVERTIBLE DRESS</b> <i>SKU: wsd015</i> Color: Blue Size: 6	\$340.00		
<a href="#">EMPTY CART</a>	<a href="#">UPDATE SH</a>		

If geo location is unidentified the default address and shipping method will be displayed on the cart page. Customers can enter their locations, click "Estimate" and see proper shipping methods

In case you use this module together with the [Shipping Table Rates](#) extension you can set any table rate as a default one.

The final price including shipping costs is automatically calculated.

DISCOUNT CODES  [APPLY](#)

**ESTIMATE SHIPPING AND TAX**

COUNTRY \*  STATE/PROVINCE \*

CITY \*  ZIP \*

[ESTIMATE](#)

**United Parcel Service**

Ground - \$13.57

3 Day Select - \$25.17

Next Day Air - \$70.59

**Free Shipping**

Free - \$0.00

[UPDATE TOTAL](#)

SUBTOTAL	\$340.00
SHIPPING & HANDLING (UNITED PARCEL SERVICE - GROUND)	\$13.57
TAX	\$28.05
<b>GRAND TOTAL</b>	<b>\$381.62</b>
<a href="#">PROCEED TO CHECKOUT</a>	



# Thank you!

Should you have any questions or feature suggestions, please contact us at:

<http://amasty.com/contacts/>

Your feedback is absolutely welcome!



User Guide: [Auto Shipping](#)

Support: <http://amasty.com/contacts/>