

# Customer Group Catalog for Magento 2



## Magento Extension User Guide

**Official extension page:** [Customer Group Catalog for Magento 2](#)



**User Guide:** [Customer Group Catalog for Magento 2](#)

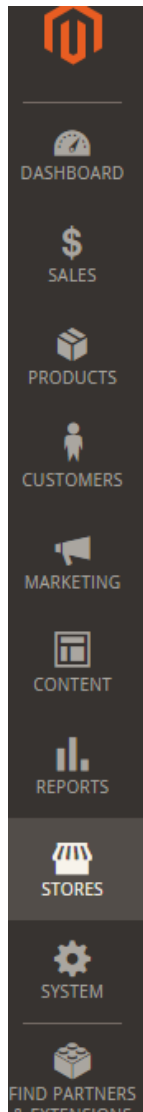
Support: <http://amasty.com/contacts/>

## Table of contents:

1.	<a href="#">Extension Settings</a>	3
2.	<a href="#">Create a New Rule</a>	4
3.	<a href="#">General Rule Settings</a>	5
4.	<a href="#">Category Access Restrictions</a>	6
5.	<a href="#">Products Access Restrictions</a>	7
6.	<a href="#">Forbid Actions</a>	8
7.	<a href="#">Examples</a>	11



# 1. Extension Settings



## Configuration

To start managing the extension please go to Stores-> Configuration -> Customer Group Catalog

Search, Notifications, User: admin

Store View: Default Config

Save Config

GENERAL

### General Settings

CATALOG

CUSTOMERS

SALES

SERVICES

ADVANCED

AMASTY EXTENSIONS

Customer Group Catalog

Enable module

Yes

[GLOBAL]

At this page you can enable or disable the extension. By default the module is turned on.



## 2. Create a new rule

To create a new rule, go to Customers -> Customer Group Catalog and click "Add New Rule" button

Add New Rule

Search

Reset Filter

3 records found

20 per page

<

1 of 1


>

Rule ID	Name ↓	Stores	Hide price	Allow Direct Links	Priority	Status
<input type="text"/>	<input type="text"/>	<input type="text"/>	<input type="text"/>	<input type="text"/>	From <input type="text"/> To <input type="text"/>	<input type="text"/>
3	Not Logged In Users	Main Website Main Website Store Default Store View	Replace	Allow	3	Active
1	Retailer	Main Website Main Website Store Default Store View	Replace	Deny	2	Active
2	Wholesale	Main Website Main Website Store Default Store View	Show	Deny	1	Active

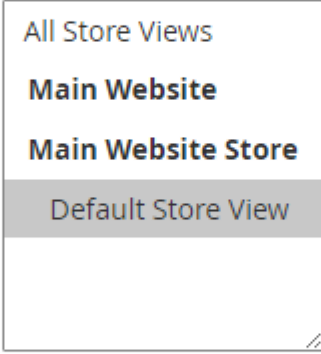


### 3. General Rule Settings

#### Rule Information


Status   **Enable or disable the rule.**

Rule Name \*

Stores \*  **Specify the required store view. You can select several at the same time.**

Rule Priority \*  **Specify rule priority. A rule with higher priority will be applied if a product or category covered by several rules.**

Date Range

Use Date Range  



### 3. General Rule Settings

#### Customer Groups

Use Customer Groups

Yes ▼

For Customer Groups

NOT LOGGED IN

General

Wholesale

Retailer

**Please choose the customer groups to which the rule should be applied. It's possible to choose any number of groups.**



## 4. Category Access Restrictions

### Categories

Category Access Restriction

Women x Tops x Jackets x Hoodies & Sweatshirts x

Tees x Bras & Tanks x Bottoms x Pants x

Shorts x

Product Conditions

Additional filtering options

Actions

Copyright © 2016 Magento Co

Default Category

Gear

Collections

Training

Men

Women

Promotions

At 'Categories' tab please specify the categories to which the rule should be applied.


The rule will exclude the categories you've chosen from the navigation menu.





## Product Conditions

### Conditions

If ANY of these conditions are TRUE :

SKU is one of wj01, wj06, WJ11 

If ANY of these conditions are TRUE : 

Color is Red 



At 'Product Conditions' tab you can choose the products to which the rule will be applied.

### Additional filtering options

### Actions





In 'Forbid Action' section you can choose the actions that will be applied to the products and categories you've selected before.

### Display Options

Hide Category

If this option is set to "Yes", links to all categories, chosen at 'Categories' tab will be removed from the menu for the specified customer groups.

Hide Product


 

If this option is turned to "Yes", all links to product pages you've previously ticked in the 'Product conditions' tab will be removed from the store. E.g. customers won't see the product items at category lists, in the list of products, etc.

Hide Price


 

Hide "Add to cart" button

### Restriction Action

Allow Direct Links

If this feature is set to "Yes", customers will be able to visit restricted product pages using the direct links to them.



## Restriction Action

Allow Direct Links

 ▼

Set this option to “No” in case you want to redirect customer to CMS-pages instead of using direct links.

Action On Forbid

 ▼

This action will be applied when requested category or product page will be forbidden by this rule

CMS page redirect to

 ▼

Customer will be redirected to this CMS page when he try to access

You can choose a 404 Page or any other custom CMS-page to redirect customers to. To Create a new CMS page please go to Content -> Pages.

## Prices hiding or replacement

Prices

 ▲

Replacement block for product page

  
  
 ▼

It is possible to hide the price at the product list and product view pages or replace it with custom CMS-blocks.

Replacement block for categories page

 ▼

Allow Direct Links

No ▼

Action On Forbid

Redirect to CMS page ▼

This action will be applied when requested category or product page will be forbidden by this

CMS page redirect to

404 Not Found ▼

Customer will be redirected to this CMS page when he'try to access forbidden page

### Prices hiding or replacement

Prices

Replace with text ▼

Replacement block for product page

Call for price ▼

Replacement block for categories page

- Footer Links Block
- Contact us info
- Sale Left Menu Block
- Gear Left Menu Block
- Men Left Menu Block
- Women Left Menu Block
- New Left Menu Block

**You can replace the price with any custom CMS-block for product view pages and product lists.**

**To create a new CMS block please go to Content -> Blocks.**



## Tops

Shopping Options



50 items

CATEGORY

STYLE

SIZE

CLIMATE

COLOR

MATERIAL

PATTERN

PRICE

Compare Products

You have no items to compare.

My Wish List

You have no items in your wish list.



Breathe-Easy Tank

★★★★☆ 2 reviews

Call for price

+1097745 33 22



Desiree Fitness Tee

★★★★☆ 3 reviews

Call for price

+1097745 33 22



Gwyn Endurance Tee

★★★★☆ 3 reviews

\$24.00



See an example of a custom CSM-block on the product category page.



# Thank you!

Should you have any questions or feature suggestions, please contact us at:

<http://amasty.com/contacts/>

Your feedback is absolutely welcome!



User Guide: [Customer Group Catalog for Magento 2](#)

Support: <http://amasty.com/contacts/>