


# Edit Lock



## Magento Extension User Guide

Official extension page: [Edit Lock](#)



User Guide: [Edit Lock](#)

Support: <http://amasty.com/contacts/>

## Table of contents:

1. <u>Admin user creation</u> .....	3
2. <u>Role creation</u> .....	6
3. <u>Lock duration settings</u> .....	11
4. <u>Lock examples</u> .....	12



# 1. Admin user creation

Dashboard Sales Catalog Customers Promotions Newsletter CMS Reports **System** [Get help for this page](#)

**Users**

Page 1 of 1 pages | View 20 per page | Total 2 records found

ID	User Name	First Name	Last Name	Status
7	admin	Jane	Brown	Active
8	admin2	Peter	Black	Active

**System** menu items: My Account, Notifications, Tools, Web Services, Design, Import/Export, Manage Currency, Transactional Emails, Custom Variables, Permissions, Magento Connections, Cache Management, Index Management, Manage Stores, Order Statuses, Configuration.

**Permissions** sub-menu items: Users, Roles, Variables, Blocks.

**Buttons:** Add New User, Filter, Search.

To create a new admin user please go to System ->Permissions Users -> click Add New User button.



# 1. Admin user creation

## User Information

- User Info
- User Role
- REST Role

## New User

[Back](#) [Reset](#) [Save User](#)

Account Information	
User Name *	<input type="text" value="admin"/>
First Name *	<input type="text" value="Jane"/>
Last Name *	<input type="text" value="Brown"/>
Email *	<input type="text" value="admin@example.com"/>
Current Admin Password *	<input type="password" value="....."/>
Password *	<input type="password" value="....."/>
Password Confirmation *	<input type="password" value="....."/>
This account is	<input type="text" value="Active"/>

Specify admin user information.

Activate admin user.



User Information

- User Info
- User Role
- REST Role

New User

Back Reset Save User

Page 1 of 1 pages | View 20 per page | Total 2 records found Reset Filter Search

Assigned	Role Name
Any	
<input checked="" type="radio"/>	Super Administrators
<input type="radio"/>	Administrators

Assign the role to an admin user and click Save User button (see page 6 to find out how to create roles).



## 2. Role creation

Dashboard Sales Catalog Customers Promotions Newsletter CMS Reports **System** [Get help for this page](#)

### Roles

Page 1 of 1 pages | View 20 per page | Total 2 records found

ID ↑	Role Name
1	Super Administrators
30	Administrators

**To create a new role please go to System -> Permissions -> Roles**

- My Account
- Notifications [Add New Role](#)
- Tools
- Web Services [Get Filter](#) [Search](#)
- Design
- Import/Export
- Manage Currency
- Transactional Emails
- Custom Variables
- Permissions
  - Users
  - Roles
  - Variables
  - Blocks
- Magento Connections
- Cache Management
- Index Management
- Manage Stores
- Order Statuses
- Configuration



User Guide: [Edit Lock](#)

Support: <http://amasty.com/contacts/>

## 2. Role creation

### Role Information

- Role Info
- Role Resources

Specify the role name and current admin password.

### Add New Role

[Back](#) [Reset](#) [Save Role](#)

#### Role Information

Role Name \*

Super Admisistrators

Current Admin Password \*

\*\*\*\*\*



### Role Information

Role Info

Role Resources

### Add New Role

[Back](#)

[Reset](#)

[Save Role](#)

#### Roles Resources

Resource Access

Custom

Resources

- Sales
  - Orders
    - Actions
      - Hold
      - Credit Memos
      - Unhold
      - Ship
      - Send Sales Emails
      - Comment
      - Invoice
      - Capture
      - Send Order Email
      - View
      - Reorder
      - Edit
      - Accept or Deny Payment
      - Cancel
      - Create

Choose custom resource access and specify tabs and pages that will be available for a particular admin user or a type of admin users.





## 2. Role creation

Dashboard Sales Catalog Customers Promotions Newsletter CMS Reports **System** [Get help for this page](#)

**Role Information**

- Role Info
- Role Resources

**Add New Role** [Back](#) [Reset](#) [Save Role](#)

**Roles Resources**

Resource Access: Custom

Resources:

- Sales
  - Orders
  - Invoices
  - Shipments
  - Credit Memos
  - Terms and Conditions
  - Transactions
  - Recurring Profiles
  - Billing Agreements
  - Tax
    - Customer Tax Classes
    - Product Tax Classes
    - Import / Export Tax Rates
    - Manage Tax Zones & Rates
    - Manage Tax Rules
  - External Page Cache
  - Edit Lock
  - Remove Edit Lock
  - Set Edit Lock
- Dashboard
- Catalog
- Reviews and Ratings

**Enable 'Remove Edit Lock' option to let an admin user decline the lock option and edit store pages at any time (see page 14).**



## 2. Role creation

Dashboard Sales Catalog Customers Promotions Newsletter CMS Reports **System** [Get help for this page](#)

**Role Information**

- Role Info
- Role Resources

**Add New Role** [Back](#) [Reset](#) [Save Role](#)

**Roles Resources**

Resource Access: Custom

Resources:

- Sales
  - Orders
  - Invoices
  - Shipments
  - Credit Memos
  - Terms and Conditions
  - Transactions
  - Recurring Profiles
  - Billing Agreements
  - Tax
    - Customer Tax Classes
    - Product Tax Classes
    - Import / Export Tax Rates
    - Manage Tax Zones & Rates
    - Manage Tax Rules
- External Page Cache
- Edit Lock
- Remove Edit Lock
- Set Edit Lock
- Dashboard
- Catalog
- Reviews and Ratings

**When the 'Set edit Lock' option is disabled for a particular admin user, the pages being edited by such an admin won't be locked for other administrators.**

**Click here to save the role after creation. Now the role can be assigned to any admin user you need.**



### 3. Lock duration settings

Dashboard Sales Catalog Customers Promotions Newsletter CMS Reports **System** [Get help for this page](#)

Current Configuration Scope:  
Default Config [Manage Stores](#)

**Configuration**

**AMASTY EXTENSIONS**

**Edit Lock**

PDF Print-outs

Tax

Checkout

Shipping Settings

Shipping Methods

Google API

Payment Methods

Payment Services

Moneybookers

**SERVICES**

Magento Core API

OAuth

**Edit Lock** [Save Config](#)

**General**

Enable Yes [STORE VIEW]

Edit Lock Maximum Lifetime, minutes 30 [STORE VIEW]

**To enable the extension please go to System -> Configuration -> Edit Lock**




**Set the maximal time for lock duration. For example, if you specify 30 minutes, the page will be unavailable for editing within the set time period since the first admin user started working on it.**



### Manage Customers

Page  of 3 pages | View  per page | Total 54 records found

Select All | Unselect All | Select Visible | Unselect Visible | 0 items selected

	ID	Name	Email	Group	Telephone
Any	From: <input type="text"/>	<input type="text"/>		<input type="text"/>	<input type="text"/>
	To: <input type="text"/>				
<input type="checkbox"/>	136	Jane3 Doe 		General	888-888-8888
<input type="checkbox"/>	135	John Doe 	john DOE@example.com	General	888-888-8888
<input type="checkbox"/>	127	John Smith	johnsmith@example.com	VIP Member	424-555-0000
<input type="checkbox"/>	104	Drew France 	drew@example.com		
<input type="checkbox"/>	103	Milo Vitti	milo@example.com		

When the page is being edited it becomes locked for other admin users. See the example of a lock icon on the customer grid.

**NOTE:** The lock option works for the following pages:

- Products
- Customers
- Product Attributes
- Shopping cart price rules
- CMS pages
- CMS blocks




## 4. Lock examples

### Manage Attributes

[+ Add New Attribute](#)

Page 1 of 5 pages | View 20 per page | Total 81 records found

[Reset Filter](#) [Search](#)

Attribute Code	Attribute Label	Required	System	Visible	Scope	Searchable	Use in Layered Navigation	Comparable
accessories_size 	Accessories Size1	No	No	No	Global	Yes	Filterable (with results)	No
accessories_type	Accessories Type	No	No	No	Global	Yes	No	No
apparel_type	Apparel Type	No	No	No	Global	Yes	Filterable (with results)	No
author_artist	Author/Artist	No	No	No	Global	Yes	No	No
bag_luggage_type	Bag & Luggage Type	No	No	No	Global	Yes	Filterable (with results)	No
bedding_pattern	Bedding Pattern	No	No	No	Global	Yes	No	No
bed_bath_type	Bed & Bath Type	No	No	Yes	Global	No	Filterable (with results)	No
books_music_type	Books & Music Type	No	No	Yes	Store View	Yes	No	No
camera_megapixels	Camera Megapixels	No	No	No	Global	Yes	No	No
camera_type	Camera Type	No	No	No	Global	Yes	No	No
color	Color	No	No	Yes	Global	Yes	Filterable (with results)	Yes
cost	Cost	No	No	No	Website	No	No	No
country_of_manufacture	Country of Manufacture	No	Yes	No	Website	No	No	No
custom_design	Custom Design	No	Yes	No	Store View	No	No	No
custom_design_from	Active From	No	Yes	No	Store View	No	No	No
custom_design_to	Active To	No	Yes	No	Store View	No	No	No
custom_layout_update	Custom Layout Update	No	Yes	No	Store View	No	No	No
decor_type	Decor Type	No	No	Yes	Global	Yes	Filterable (with results)	No
description	Description	Yes	Yes	No	Store View	Yes	No	Yes
electronic_type	Electronic Type	No	No	Yes	Global	Yes	Filterable (with results)	No

Being edited by Jane Brown

Hover the mouse over the lock icon to see the name of an admin user who is currently editing the page.



## 4. Lock examples

Dashboard Sales **Catalog** Customers Promotions Newsletter CMS Reports [Get help for this page](#)

Choose Store View:  
Default Values

**See the lock message on top of the page which is being edited at the moment.**

Current product is being edited by Peter Johnson. Started on December 9th, 2015 at 14:00. [Remove Lock](#)

**Plaid Cotton Shirt-Royal Blue-M (Clothing)**

Back Reset Delete Duplicate Save Continue Edit

**If you enable the lock option for a specific admin user, he/she will be able to remove page lock and edit pages at any time (see page 9).**

**NOTE: When someone edits store data other admin users can easily open and view locked pages as well as switch between tabs, but the editing mode will be disabled.**

General

Name \* Plaid Cotton Shirt-Royal Blue-M [VIEW]

Description \* Available in Sharp fit. Refined collar. Button cuff. Cotton. Machine wash. Made in US. [STORE VIEW]

WYSIWYG Editor

Short Description \* This everyday shirt is equally stylish with jeans or trousers. [STORE VIEW]

WYSIWYG Editor

SKU \* msj006c-Royal Blue-M [GLOBAL]

Weight \* 1.0000 [GLOBAL]

Set Product as New from Date [WEBSITE]

Set Product as New to Date [WEBSITE]

Status \* Enabled

URL Key plaid-cotton-shirt-royal-blue-m  
 Create Permanent Redirect for old URL

Visibility \* Not Visible Individually



# Thank you!

Should you have any questions or feature suggestions, please contact us at:

<http://amasty.com/contacts/>

Your feedback is absolutely welcome!



User Guide: [Advanced Customer Segments](#)

Support: <http://amasty.com/contacts/>