

Gift Wrap



Magento Extension User Guide

Official extension page: [Gift Wrap](#)



User Guide: [Gift Wrap](#)

Support: <http://amasty.com/contacts/>

Table of contents:

1.	<u>Gift Wrap settings.....</u>	<u>3</u>
2.	<u>Disable Gift Wrap option for certain products.....</u>	<u>4</u>
3.	<u>Add a new wrap design.....</u>	<u>5</u>
4.	<u>Specify the wrap design parameters.....</u>	<u>6</u>
5.	<u>Add a new message card.....</u>	<u>7</u>
6.	<u>Specify the message card parameters.....</u>	<u>8</u>
7.	<u>View the order wrapping data.....</u>	<u>9</u>



Gift Wrap Save Config

General settings

Enabled	Yes	[STORE VIEW]
Allow to Wrap Products Separately	Yes	[STORE VIEW]
Allow Message Cards For Items Not Available For Gift Wrap	No	[STORE VIEW]
PopUp Form Image Width	150	[STORE VIEW]
Short Description Text Length	100	[STORE VIEW]
▲ Will be shown on the bottom of each slide		
PopUp Form Image Height	150	

To enable Gift Wrap extension, please open: Admin panel > System > Configuration > Amasty Extensions > Gift Wrap and set up 'Yes' in this field.

Switch this option to 'Yes' to allow customers to choose how to wrap the ordered items: together or separately.

You can allow message cards for the items which were cut off from Gift Wrap option. Just select 'Yes'.

You can customize Gift Wrap pop-up window. Specify how many symbols the wrap short description will consist of.

Specify the dimensions of pop-up images.



2. Disable Gift Wrap option for certain products

Choose Store View:
Default Values

Product Information

- General
- Prices
- Meta Information
- Images
- Design
- Gift Options
- Clothing
- Inventory
- Websites
- Categories
- Related Products
- Up-sells
- Cross-sells
- Product Reviews
- Product Tags
- Customers Tagged Product
- Custom Options
- Associated Products

Black Nolita Cami [Back] [Reset] [Delete] [Duplicate] [Save] [Save and Continue Edit]

General [Create New Attribute]

Name *	Black Nolita Cami	[STORE VIEW]
Description *	Silk cami. Tie front detail, with hook and eye. Ruched neckline. Loose through the chest and bodice. 100% Silk. Dry clean.	[STORE VIEW]
	WYSIWYG Editor	
Short Description *	Cut from tissue-weight silk crepe de chine, this airy style features a ruched neckline with tie and an unfinished hem for a contrastingly rugged feel. Compliment yours with skinny jeans.	[STORE VIEW]
	WYSIWYG Editor	
SKU *	wbk002c	[GLOBAL]
Set Product as New from Date		[WEBSITE]
Set Product as New to Date		[WEBSITE]
Status *	Enabled	[WEBSITE]
URL Key	black-nolita-cami	[STORE VIEW]
	<input checked="" type="checkbox"/> Create Permanent Redirect for old URL	
Visibility *	Catalog, Search	
Country of Manufacture		
Disable Gift Wrap for This Item	Yes	[STORE VIEW]

To disable Gift Wrap option for a certain product, please open its 'Product Information' page and set up 'Yes' in this field.



3. Add a new wrap design

Please open
Admin panel > Sales > Gift
Wrap > Gift Wrap Design

Click this button to add new
wrap design on your store.

 Add New


Gift Wrap Design

Page of 1 pages | View per page | Total 11 records found

 Reset Filter

 Search

Select All | Unselect All | Select Visible | Unselect Visible | 0 items selected

Actions  Submit

	ID	Design Name	Description	Price	Enabled
Any				From: <input type="text"/> To: <input type="text"/>	
<input type="checkbox"/>	11	Brand New Design 28	The design used for this gift wrap is based on a reception hall skylight designed by Frank Lloyd Wright (American, 1867–1959) in 1897 for his Oak Park Studio in Oak Park, Illinois. Printed on recycled paper with soy-based inks. The speckled striations on this pattern titled Fantastic are the work of designer Natalie Pedetti Prack (Swiss, b. 1966). Known for contemporary surface designs gracing textiles, paper products, and ceramics, Pede...	\$45.00	Yes
<input type="checkbox"/>	10	Brand New Design 26	The design used for this gift wrap is based on a reception hall skylight designed by Frank Lloyd Wright (American, 1867–1959) in 1897 for his Oak Park Studio in Oak Park, Illinois. Printed on recycled paper with soy-based inks. The speckled striations on this pattern titled Fantastic are the work of designer Natalie Pedetti Prack (Swiss, b. 1966). Known for contemporary surface designs gracing textiles, paper products, and ceramics, Pede...	\$45.00	Yes
<input type="checkbox"/>	9	Brand New Design 25	The design used for this gift wrap is based on a reception hall skylight designed by Frank Lloyd Wright (American, 1867–1959) in 1897 for his Oak Park Studio in Oak Park, Illinois. Printed on recycled paper with soy-based inks. The speckled striations on this pattern titled Fantastic are the work of designer Natalie Pedetti Prack (Swiss, b. 1966). Known for contemporary surface designs gracing textiles, paper products, and ceramics, Pede...	\$45.00	Yes

At this grid you can see all
added gift wrap designs.



4. Specify the wrap design parameters

Gift Wrap Design

Back Reset Delete Save

Design info


Enabled

Name * Brand New Design

Description The design used for this gift wrap is based on a reception hall skylight designed by Frank Lloyd

Store View *
All Store Views
Main Website
Main Store
English
French
German

Image No file selected.



Remove

Price * 45.00

Tick off the checkbox to enable displaying of the wrap design on the store.

At the second step write the name and the description.

Choose the store view for which the design will be applied.

Select the appropriate image and upload it.

Specify the required price.



5. Add a new message card

Please open
Admin panel > Sales > Gift
Wrap > Message Cards

Click the button to add new
gift message card on your
store.

 Add New

Message Cards

Page 1 of 1 pages | View 20 per page | Total 8 records found

 Reset Filter  Search

Select All | Unselect All | Select Visible | Unselect Visible | 0 items selected

Actions Submit

	ID	Card Name	Description	Price	Enabled
Any				From:	
				To:	
<input type="checkbox"/>	8	Card 1	A native of Tucumcari, New Mexico, Kate Krasin (1943–2010) began her formal art training at the University of Texas at Austin and later studied under renowned painter and printmaker Elmer Schooley at New Mexico Highlands University. Following graduate studies at Kansas State University, she returned to New Mexico and settled in Santa Fe. Inspired by Japanese printmaking traditions, Krasin began making silkscreen prints in 1977, rendering the W...	\$14.00	Yes
<input type="checkbox"/>	7	Card 2	Molly Hashimoto (American, b. 1951) has a special gift for capturing intimate views of the natural world in her artwork, as evidenced by the four beautiful relief prints in this holiday card assortment. Her images lead us to meadows and hillsides where time slows, awareness expands, and the call of a single bird arrests us. Hashimoto's most beloved places are America's treasured parks and wilderness areas, which provide refuge for countless...	\$20.00	Yes
<input type="checkbox"/>	6	Card 3	Adapted from a composition by E. A. Seguy (active 1900–1925), an influential French designer of decorative art. The original appears in Seguy's portfolio Insectes (1924). A native of Tucumcari, New Mexico, Kate Krasin (1943–2010) began her formal art training at the University of Texas at Austin and later studied under renowned painter and printmaker Elmer Schooley at New Mexico Highlands University. Following graduate studies at Kansas Sta...	\$25.00	Yes

At this grid you can see all
added message cards.



User Guide: [Gift Wrap](#)

Support: <http://amasty.com/contacts/>

6. Specify the message card parameters

Gift Wrap Cards

Back Reset Delete Save

Cards info

Enabled

Name * Message Card

Description Molly Hashimoto (American, b. 1951) has a special gift for capturing intimate views of the natural world in her artwork, as evidenced by the four beautiful relief prints in this holiday card

Store View *
All Store Views
Main Website
Main Store
English
French

Image Browse_ No file selected.

Price * 20.00

Remove

front text

Select the appropriate image and upload it.

Tick off the checkbox to enable displaying of the wrap design on the store.

At the second step write the name and the description.

Choose the store view for which the card will be applied.

Specify the required price.




7. View the order wrapping data

Gift Wrap

Gift Wrap


Design [Brand New Design 1](#)



Gift Wrap Price \$46.00

Message Card

Design [Message Card 4](#)



Item Price	Price	Qty	Subtotal	Tax Amount	Tax Percent	Discount Amount	Row Total
799.99	\$1,799.99	Ordered 1	\$1,799.99	\$0.00	0%	\$0.00	\$1,799.99

Order Totals

Subtotal	\$1,799.99
Shipping & Handling	\$5.00
Gift Wrap	\$46.00
Grand Total	\$1,850.99
Total Paid	\$0.00
Total Refunded	\$0.00
Total Due	\$1,850.99

You can see all the wrapping data from admin panel. Please, open **Sales > Orders** and choose the required order.



Thank you!

Should you have any questions or feature suggestions, please contact us at:

<http://amasty.com/contacts/>

Your feedback is absolutely welcome!



User Guide: [Gift Wrap](#)

Support: <http://amasty.com/contacts/>