


Hide Price



Magento Extension User Guide

Official extension page: [Hide Price](#)

User Guide: [Hide Price](#)

Support: <http://amasty.com/contacts/>



Table of contents:

1.	<u>Hide Price: Settings</u>	<u>3</u>
2.	<u>Hide Price: Product Settings.....</u>	<u>7</u>
3.	<u>Hide Price: Category Settings.....</u>	<u>8</u>
4.	<u>Hide Price: Examples</u>	<u>10</u>



To find general settings please go to System->Configuration->Hide Price

1. Hide Price: Settings

Dashboard Sales Catalog Mobile Customers Promotions Newsletter CMS Reports **System** Get help for this page

Current Configuration Scope:
Default Config Manage Stores

Configuration

AMASTY EXTENSIONS

Hide Price

Hide Price Save Config

Options

Select In Which Store Hide Price Is Disabled [GLOBAL]
Main Store

Display By Customer Group Yes [GLOBAL]

Select Which Customer Group Can View Pricing [GLOBAL]
NOT LOGGED IN
General
Wholesale
Retailer
QAAAA

Enable Category Hide Price Options Yes [STORE VIEW]

Enable Product Hide Price Options Yes [STORE VIEW]

Specify the store view where you want to disable the Hide Price option.

Select customer groups to which the price will be available. To hide price from all customers set the option to 'No'.

If the option is set to 'No' the Hide Price settings tab won't be displayed on the category and product pages. This will also speed up frontend pages performance.



To find general settings please go to System->Configuration->Hide Price

1. Hide Price: Settings

Dashboard Sales Catalog Mobile Customers Promotions Newsletter CMS Reports **System** [Get help for this page](#)

Current Configuration Scope:
Default Config [Manage Stores](#)

Configuration

AMASTY EXTENSIONS

Hide Price

Hide Price [Save Config](#)

Options

Select In Which Store Hide Price Is Disabled	<input type="text" value="Main Store"/>	[GLOBAL]
Display By Customer Group	<input type="text" value="No"/>	[STORE VIEW]
Enable Category Hide Price Options	<input type="text" value="Yes"/>	[STORE VIEW]
Enable Product Hide Price Options	<input type="text" value="Yes"/>	[STORE VIEW]
Text to Display	<input type="text" value="Contact Us"/>	[STORE VIEW]
Text to Display to Non-Permitted Groups	<input type="text" value="You can't see the price in this customer group"/>	[STORE VIEW]
Text to Display to Non-Permitted Categories	<input type="text" value="You can't see the price in this category"/>	[STORE VIEW]
Text to Display to Non-Permitted Products	<input type="text" value="You can't see the price this product"/>	[STORE VIEW]
Link Url	<input type="text"/>	

Specify texts that will be displayed instead of the price and Add to cart button. You can also specify separate texts for products, groups and categories.

Here you can insert page URL for the Hide Price button to redirect customers to any page you need. Eg. 'Contacts' page.



1. Hide Price: Settings

Block detection

Hide price block types

```
catalog/product_list;  
catalog/product_view;  
catalog/product_list_related;  
catalog/product_popular;
```

[STORE VIEW]

▲ Semicolon separated block types

Filters

Hide Price	<input type="text" value="Yes"/>	[STORE VIEW]
Hide Add To Cart	<input type="text" value="Yes"/>	[STORE VIEW]
Hide Qty	<input type="text" value="Yes"/>	[STORE VIEW]
Hide Add To Compare	<input type="text" value="Yes"/>	[STORE VIEW]
Hide Add To Wishlist	<input type="text" value="Yes"/>	[STORE VIEW]

Choose which options should be hidden: Quantity, Add to Cart, Compare or Wishlist. You can disable all options at once or hide only some of them



1. Hide Price: Settings

Filters		
Hide Price	<input type="text" value="Yes"/>	[STORE VIEW]
Hide Add To Cart	<input type="text" value="Yes"/>	[STORE VIEW]
Hide Qty	<input type="text" value="Yes"/>	[STORE VIEW]
Hide Add To Compare	<input type="text" value="Yes"/>	[STORE VIEW]
Hide Add To Wishlist	<input type="text" value="Yes"/>	[STORE VIEW]

Prototype-like css selectors (advanced options for custom templates)		
Product Listing Price	<input type="text" value="div.price-box"/>	[STORE VIEW]
Product Page Price	<input type="text" value=".product-shop div.price-box"/>	[STORE VIEW]
Bundle Price	<input type="text" value="span.price-notice"/>	[STORE VIEW]
Product link	<input type="text" value=".product-name > a"/>	[STORE VIEW]
"Add To Cart" Button	<input type="text" value="button.btn-cart"/>	[STORE VIEW]
"Add To Cart" Link	<input type="text" value="a.link-cart"/>	[STORE VIEW]
Qty Label	<input qty"]"="" type="text" value="label[for="/>	[STORE VIEW]
Qty	<input type="text" value="input.qty"/>	[STORE VIEW]
Qty Bundle	<input type="text" value="span.qty-holder"/>	[STORE VIEW]
"Add To Compare" Button	<input type="text" value="a.link-compare"/>	[STORE VIEW]
"Add To Wishlist" Button	<input type="text" value="a.link-wishlist"/>	[STORE VIEW]

These are advanced options, they need to be changed if you are using a custom Magento theme



2. Hide Price: Product Settings

Dashboard Sales **Catalog** Mobile Customers Promotions Newsletter CMS Reports System

Choose Store View:
Default Values

Product Information

- General
- Prices
- Meta Information
- Descriptions
- Images
- Cell Phone Attributes
- Design
- Recurring Profile
- Gift Options
- Inventory
- Websites
- Categories
- Related Products
- Up-sells
- Cross-sells
- Product Reviews
- Product Tags
- Customers Tagged For
- Custom Options
- Hide Price**

HTC Touch Diamond (Cell Phones)

Back Reset Delete Duplicate Save

Hide Price

Mode: Disable

By Group: NOT LOGGED IN, General, Wholesale, Retailer, QAAAA

Here you can use 3 modes:

- Disable
- Hide Price (enforced price hiding for particular product)
- Show Price (enforced price display for particular product even if the Hide Price for the whole site option is enabled)

Choose the group where the 'Mode' option will be applied. If no customer group is selected the option won't be activated.

In case you've enabled the product Hide price options in the main settings (see page 3), the Hide price tab will be displayed on the product page.



3. Hide Price: Category Settings

Dashboard Sales **Catalog** Mobile Customers Promotions News

Categories

- + Add Root Category
- + Add Subcategory

Choose Store View:
All Store Views

[Collapse All](#) | [Expand All](#)

Root Catalog (0)

New Root Category

General Information Display Settings Custom Design Category Products **Hide Price**

Hide Price

Mode: Disable

By Group: NOT LOGGED IN, General, Wholesale, Retailer, QAAAA

Apply only to current category (children categories will have parent categories mode):

Precedence: 0

Save Category

help for this page

In case you've enabled the category Hide price options in the main settings (see page 3), the Hide price tab will be displayed on the product page.

Choose the group where the 'Mode' option will be applied. If no customer group is selected the option won't be activated.

Here you can use 3 modes:

- Disable
- Hide Price (enforced price hiding for particular category)
- Show Price (enforced price display for particular category even if the Hide Price option is enabled for the whole store)



3. Hide Price: Category Settings

Dashboard Sales **Catalog** Mobile Customers Promotions Newsletter CMS Reports System [Get help for this page](#)

Categories
+ Add Root Category
+ Add Subcategory

Choose Store View:
All Store Views

[Collapse All](#) | [Expand All](#)

- Root Catalog (0)
 - Furniture (6)
 - Electronics (42)
 - Apparel (66)
 - Household Items (0)

New Root Category [Reset](#) [Save Category](#)

General Information Display Settings Custom Design Category Products **Hide Price**

Hide Price

Mode: Disable

By Group: NOT LOGGED IN, General, Wholesale, Retailer, QAAAA

Apply only to current category (children categories will have parent categories mode)


Precedence: 0

In case any product is displayed on the page where no particular category for this product is defined (e.g. search page) or the item belongs to several categories with different Hide Price settings, the Precedence option can be used. With the option you can set which category Hide Price settings will be applied to the products primarily.

If you enable the option all the above settings won't work for child categories.



4. Hide Price: Examples



BlackBerry 8100 Pearl
[Email to a Friend](#)
★★★★☆ 1 Review(s) | [Add Your Review](#)

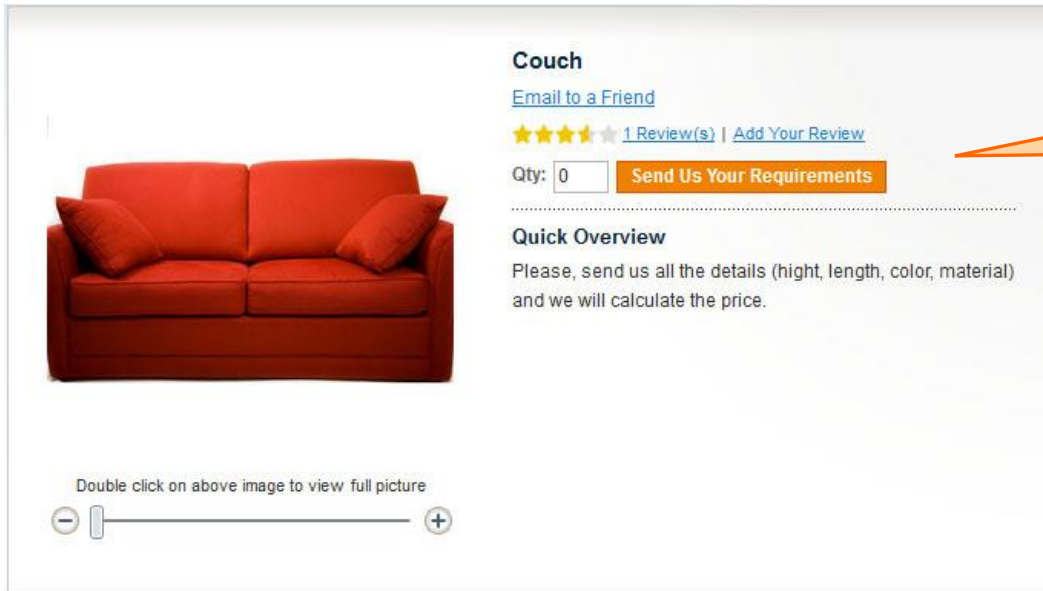
Qty: [Contact Us](#) OR [Add to Wishlist](#)
[Add to Compare](#)

Quick Overview
The BlackBerry 8100 Pearl is a departure from the form factor of previous BlackBerry devices. This BlackBerry handset is far more phone-like, and RIM's engineers have managed to fit a QWERTY keyboard onto the handset's slim frame.

You can encourage customers to contact you to know the price



4. Hide Price: Examples



Couch
[Email to a Friend](#)
★★★★☆ 1 Review(s) | [Add Your Review](#)
Qty: [Send Us Your Requirements](#)

Quick Overview
Please, send us all the details (hight, length, color, material) and we will calculate the price.

Double click on above image to view full picture

You can ask customers for details to calculate the final product price



4. Hide Price: Examples



The Get Up Kids: Band Camp Pullover Hoodie
[Email to a Friend](#)
★★★★☆ 2 Review(s) | [Add Your Review](#)
Availability: In stock

You can't see the price in this customer group

Quick Overview
This is a limited edition of Hoodies available to premium customers only.


You can show product price and other options to a limited group of customers only, thus you can organize private sales in your store



4. Hide Price: Examples

You can hide price not only for particular product but also for related products

[Home](#) / [Furniture](#) / [Living Room](#) / [Couch](#)



Double click on above image to view full picture

− | ————— | +

Couch

[Email to a Friend](#)

★★★★☆ 1 Review(s) | [Add Your Review](#)



Availability: In stock

[Contact Us](#)

Quick Overview

For a sleek, simple and stylish piece, look no further than the Magento sofa - or sofabed!

RELATED PRODUCTS

-  [Chair](#)
-  [Ottoman](#)

RECENTLY VIEWED PRODUCTS

- [Magento Red Furniture Set](#)
- [Chair](#)
- [Ottoman](#)
- [Barcelona Bamboo Platform Bed](#)



Thank you!

Should you have any questions or feature suggestions, please contact us at:

<http://amasty.com/contacts/>

Your feedback is absolutely welcome!

