

Landing Pages



Magento Extension User Guide

Official extension page: [Landing Pages](#)



User Guide: [Landing Pages](#)

Support: <http://amasty.com/contacts/>

Table of contents:

1.	<u>Extension settings</u>	<u>3</u>
2.	<u>Add landing pages</u>	<u>5</u>
3.	<u>General landing page info</u>	<u>7</u>
4.	<u>Specify meta tags</u>	<u>8</u>
5.	<u>Landing page layout and static blocks</u>	<u>9</u>
6.	<u>Conditions for product display</u>	<u>11</u>
7.	<u>Front end example</u>	<u>16</u>



1. Extension settings

Please go to admin panel -> System -> Configuration -> Landing Pages to configure the module.

You can select in how many columns the products will be displayed on landing pages by default.

Current Configuration Scope:
Default Config

Configuration

AMASTY EXTENSIONS

Landing Pages

Landing Pages

Save Config

Advanced

Column Count	<input type="text" value="3"/>	[STORE VIEW]
	<small>▲ Specify numeric value for column count</small>	
Use New Product Creation Date	<input type="text" value="Yes"/>	[WEBSITE]
New products threshold (days)	<input type="text" value="10"/>	[STORE VIEW]

Set 'Use New Product Creation Date' to 'Yes' to use real creation date of the product for building the lists of new products. Otherwise, the dates you put at 'Product information – General' will be used by the module.

Set the number of days after creation, during which the products should be considered as NEW.



1. Extension settings

Please go to admin panel -> System -> Configuration -> Landing Pages to configure the module.

Be sure to select a website.

AMASTY EXTENSIONS
Extensions & Notifications
Landing Pages

Landing Pages

Save Config

Import

Choose Target Store

English

French

German

Select a target store to which the landing page will be imported.

CSV file with Landing Pages

Choose File

landing_pages.csv

Upload a .csv file with a landing page.



2. Add landing pages

Dashboard Sales **Catalog** Mobile Customers Promotions Newsletter CMS Reports System [Get help for this page](#)

Landing Pages

[Add Landing Page](#)

Page 1 of 1 pages found

Export to: CSV [Export](#) [Reset Filter](#) [Search](#)

Select All | Unselect All | [Actions](#) [Submit](#)

	ID	Title	URL Key	Status	Store View	
Any					All Store Views	
<input type="checkbox"/>	2	On Sale Products	onsale	Enabled	Main Website Main Store English French German	Duplicate
<input type="checkbox"/>	5	Silver Cameras	silver-cameras	Enabled	Main Website Main Store English French German	Duplicate
<input type="checkbox"/>	6	new	new	Enabled	Main Website Main Store English French German	Duplicate
<input type="checkbox"/>	8	sales	sales		Main Website Main Store English French German	Duplicate

To create Landing Pages please go to admin panel -> Catalog -> Landing pages.

Use quick links to the frontend. They'll help you check out your landing pages right from the Landing Pages grid.



2. Add landing pages

Dashboard Sales **Catalog** Mobile Customers Promotions Newsletter CMS Reports System [Get help for this page](#)

Landing Pages

[+ Add Landing Page](#)

Page of 1 pages | View per page | Total 4 records found

Export to: [Export](#) [Reset Filter](#) [Search](#)

Select All | Unselect All | Select Visible | Unselect Visible | 0 items selected

	ID	Title	URL Key	Status	Store View	
Any	<input type="text"/>	<input type="text"/>	<input type="text"/>	<input type="text"/>	All Store Views	
<input type="checkbox"/>	2	On Sale Products	onsale	Enabled	Main Website Main Store English French	Duplicate
<input type="checkbox"/>	5	Silver Cameras	silver-cameras		ore sh h an	Duplicate
<input type="checkbox"/>	6	new	new		Website Main Store English French German	Duplicate
<input type="checkbox"/>	8	sales	sales	Enabled	Main Website Main Store English French German	Duplicate

You can duplicate the existing landing pages. Employ ready page design and conditions and focus on the production of unique content.



3. General landing page info

At the 'General' tab you can choose at which store views to display the landing page, specify its name and URL key.

Landing Page

General
Meta
Design
Conditions

If URL key is equal to 'silver-cameras', URL of the landing page will be: yoursite.com/silver-cameras

The URL will be canonical. If URLs on your site have suffixes, the landing page address will include suffix too.

E.g. yoursite.com/silver-cameras.html

Edit Landing Page `Silver Cameras`

Page Information

Page Name *

URL Key *
▲ Relative to Website Base URL

Stores

Main Website

Main Store

- English
- French
- German



4. Specify meta tags

Landing Page

General

Meta

Design

Conditions

Edit Landing Page `Silver Cameras`

Back

Reset

Duplicate

Delete

Save

Save and Continue Edit

Meta Data

Title

Silver products from Cameras Category

Keywords

Silver products from Cameras Category

Description

Silver products from Cameras Category

At the 'Meta' tab you can specify meta tags for the landing page.



5. Landing page layout and static blocks

Landing Page

- General
- Meta
- Design**
- Conditions

Edit Landing Page `Silver Cameras`

- Back
- Reset
- Duplicate
- Delete
- Save
- Save and Continue Edit

Page Design

Columns Count: 0
▲ Count of columns in products grid

Include Navigation: Yes, Left Sidebar

Heading: [Text Field]

Image: [Browse... No file selected.]
▲ Supported formats: jpg, jpeg, gif, png

Image Alt: [Text Field]

Description: [Text Field]

Show / Hide Editor

You can select in how many columns the products will be displayed on landing pages.

If you use layered navigation, you can choose whether to display the navigation block and where. The module also works great with our Improved Navigation extension.

Also you can display a static block above (Top) and under (Bottom) the list of products.

If you want to use the Configuration Settings, put a check mark in the checkbox. If not, set the desired default sorting.

Path: [Text Field]

Top Static Block: Please select a static block ...
▲ Choose Static Block to show Above Products List

Bottom Static Block: Please select a static block ...
▲ Choose Static Block to show Below Products List

Default Product Listing Sort By *
Price Use Config Settings



5. Landing page layout and static blocks

Landing Page

- General
- Meta
- Design**
- Conditions

Edit Landing Page `On Sale Products`

Back Reset Duplicate Delete Save Save and Continue Edit

Page Layout

Layout *

2 columns with left bar

Custom Design

-- Please Select --

Layout Update XML

-- Please Select --

base

default

rwd

default

default

default

blank

modern

iphone

At the 'Design' tab you can choose layout for the landing page and customize it.

You can specify custom design theme for each landing page in particular.



6. Conditions for product display

Categories

+ Add Root Category

+ Add Subcategory

Choose Store View:

All Store Views

[Collapse All](#) | [Expand All](#)

Root Catalog (114)

+ Furniture (6)

+ Electronics (42)

+ Apparel (66)

+ Household Items (0)

Root Catalog (ID: 3)

Reset

Save Category

General Information

Display Settings

Custom Design

Category Products

Display Settings

Display Mode

Products only

CMS Block

Please select a static block ...

Is Anchor

Yes

Available Product Listing Sort By *

Best Value
Name
Price

Default Product Listing Sort By *

Best Value

Warning! Before you add any conditions, please make sure that 'Is Anchor' option of the Root Category is set to 'Yes'. It's necessary for the correct work of the extension.

Use Config Settings [STORE VIEW]

Layered Navigation Price Step

Use Config Settings [STORE VIEW]



6. Conditions for product display

Catalog Promotions CMS System [Get help for this page](#)

Landing Page

- General
- Meta
- Design
- Conditions**

Edit Landing Page `On Sale Products`

[Back](#) [Reset](#) [Duplicate](#) [Delete](#) [Save](#) [Save and Continue Edit](#)

State

Is New: Does not matter
Is on Sale: Yes

Category

Category Is:

- Root Catalog
- ... Furniture
- Living Room
- Bedroom
- ... Electronics
- Hard Drives
- Monitors
- RAM / Memory
- Cases

Stock

Status: Does not matter

Advanced Filter (leave blank for all products)

If **ALL** of these conditions are **TRUE** :

.....

At the 'Conditions' tab you can specify conditions for product display. E.g. new products, products with special price (on sale).


Select a product category that should be displayed on the landing page (optional).




6. Conditions for product display


Advanced Filter (leave blank for all products)

If **ALL** of these conditions are **TRUE** :


Brand **is IBM** 

Allow Gift Message **is Yes** 

If **ALL** of these conditions are **TRUE** : 

Color **is Silver** 



Weight **is 200** 



You can combine product conditions according to your needs.



6. Conditions for product display

Dashboard Sales **Catalog** Mobile Customers Promotions Newsletter CMS Reports System [Get help for this page](#)

Landing Page

- General
- Meta
- Design
- Conditions**

Edit Landing Page `On Sale Products`

[Back](#) [Reset](#) [Duplicate](#) [Delete](#) [Save](#) [Save and Continue Edit](#)

State

Is New Yes

Is on Sale Yes

Category

Category Is

Stock

Status Does not matter

Advanced Filter (leave blank for all products)

If **ALL** of these conditions are **TRUE** :

If **ANY** of these conditions are **TRUE** :

Please choose a condition to add...

- Conditions Combination
- Custom Fields**
 - Qty
 - Min Price
 - Max Price
 - Final Price
- Product Attribute**
 - Attribute Set
 - Activation Information
 - Color
 - Brand
 - Contrast Ratio
 - Cost
 - Country of Manufacture
 - Country of Origin
 - CPU Speed

Help Us Keep Magento Healthy - Report All Bugs

Interface Locale: English (United States) / English

[Connect with the Magento Community](#)
Magento™ is a trademark of Magento Inc.

With Advanced Filter you can specify attribute conditions to narrow down the product list . You can combine unlimited number of attributes.



6. Conditions for product display

Dashboard Sales **Catalog** Mobile Customers Promotions Newsletter CMS Reports System [Get help for this page](#)

Landing Page

- General
- Meta
- Design
- Conditions**

Edit Landing Page `On Sale Products`

Back Reset Duplicate Delete Save Save and Continue Edit

State

Is New Yes

Is on Sale Yes

Category

Category Is

Stock

Status Does not matter

Advanced Filter (leave blank for all products)

If **ALL** of these conditions are **TRUE** :

If **ANY** of these conditions are **TRUE** :

- Please choose a condition to add...
- Conditions Combination**
- Custom Fields**
- Qty
- Min Price
- Max Price
- Final Price
- Product Attribute**
- Attribute Set
- Activation Information
- Color
- Brand
- Contrast Ratio
- Cost
- Country of Manufacture
- Country of Origin
- CPU Speed

[Help Us Keep Magento Healthy - Report All Bugs](#)

Interface Locale: English (United States) / English

[Connect with the Magento Community](#)
Magento™ is a trademark of Magento Inc.

Set this option to 'Yes' to create On sale landing page. **IMPORTANT:** the module supports Catalog price rules.



SHOP BY

SHOPPING OPTIONS

CATEGORY

[Digital Cameras](#) (4)

PRICE

[\\$0.00 - \\$99.99](#) (1)

[\\$100.00 - \\$199.99](#) (2)

[\\$300.00 and above](#) (1)

From - To

MEGAPIXELS

[5](#) (2)

[7](#) (1)

[8](#) (1)

COLOR

[Silver](#) (4)

Browse all silver Cameras

List contains all products from Cameras category with silver color

4 Item(s)

Show per page

View as: [Grid](#) [List](#)

Sort By ↑



[Olympus Stylus 750 7.1MP Digital Camera](#)

★★★★★ [1 Review\(s\)](#)

\$161.94

[Add to Wishlist](#)
[Add to Compare](#)



[Argus QC-2185 Quick Click 5MP Digital Camera](#)

★★★★★ [1 Review\(s\)](#)

\$37.49

[Add to Wishlist](#)
[Add to Compare](#)



[Canon PowerShot A630 8MP Digital Camera with 4x Optical Zoom](#)

★★★★★ [1 Review\(s\)](#)

\$329.99

[Add to Wishlist](#)
[Add to Compare](#)

Wrap your product selection with static CMS blocks

You can wrap product list with pre-defined static blocks. You can specify static block to display above and below product list

MY CART

You have no items in your shopping cart.



COMMUNITY POLL

What is your favorite Magento feature?

- Layered Navigation
- Price Rules

Compatible with [Improved Navigation](#) by Amasty.

Landing pages module is compatible with Improved Navigation by Amasty. You can enable or disable layered navigation on your landing pages and define its placement.

Create landing pages for your store

Select products to display from specific category, in stock, on sale or with specific attributes, specify custom layout updates, page layout and columns count.



Thank you!

Should you have any questions or feature suggestions, please contact us at:

<http://amasty.com/contacts/>

Your feedback is absolutely welcome!



User Guide: [Landing Pages](#)

Support: <http://amasty.com/contacts/>