

Mass Order Actions for Magento 2



Magento Extension User Guide

Official extension page: [Mass Order Actions for Magento 2](#)



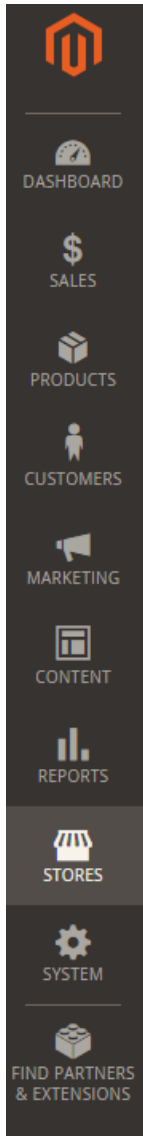
User Guide: [Mass Order Actions for Magento 2](#)

Support: <http://amasty.com/contacts/>

Table of contents:

1.	<u>General Settings</u>	3
2.	<u>Invoice Settings</u>	4
3.	<u>Ship Settings</u>	5
4.	<u>Order Grid Settings</u>	6






Configuration

To configure general extension settings please go to Stores -> Configuration -> Mass Order Actions



admin ▾

Store View: Default Config ▾  Save Config

- GENERAL ▾
- CATALOG ▾
- CUSTOMERS ▾
- CUSTOMERS ▾
- SALES ▾
- SERVICES ▾
- AMASTY EXTENSIONS** ▲
- Mass Order Actions
- ADVANCED ▾

General


Enabled Actions


- Invoice
- Invoice > Ship
- Ship
- Change Status

[GLOBAL]

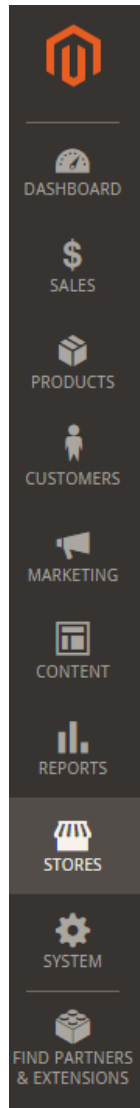
Select actions that will be available on the Orders grid (see page 6).

Press CTRL+mouse to select multiple values.

Invoice Action 

Ship Action 





Configuration

Search icon, 3 notifications, admin user profile

Store View: Default Config

Save Config

- GENERAL
- CATALOG
- CUSTOMERS
- SALES
- SERVICES
- AMASTY EXTENSIONS
- Mass Order Actions
- ADVANCED

General

Invoice Action

Default 'Notify Customer'

No

[GLOBAL]

Will be pre-selected at the orders grid.

Assign Status

-- Please Select --

[GLOBAL]

Print Invoices

Processing

[GLOBAL]

Ship Action

If you set 'Notify Customer' option to 'Yes', this setting will be preselected on the Order Grid.

Specify status that will be assigned to order automatically ones the action is applied.

- Please Select --
- Pending
- Processing
- Suspected Fraud
- Complete
- Closed
- Canceled
- On Hold



Configuration

Store View: Default Config ? Save Config

- GENERAL
- CATALOG
- CUSTOMERS
- SALES
- SERVICES
- AMASTY EXTENSIONS

Ship Action

Default `Notify Customer` [GLOBAL]
Will be pre-selected at the orders grid.

Assign Status
Will be pre-selected at the orders grid.

Default Carrier [GLOBAL]
Will be pre-selected at the orders grid.

Default Title for Custom Carrier
Will be shown in the carriers dropdown for the `custom` option, if the setting below is set to `No`.

Show Custom Carrier Title at the Order Grid [GLOBAL]

Callout 1: If the option is set to 'No' the default title will be automatically applied to orders once the custom carrier is selected in the carriers dropdown. If the option is set to 'Yes' the title field will be displayed on the grid and can be edited for orders regardless of the chosen carrier.

Callout 2: Choose shipping carrier that will be selected by default. You can also choose a custom carrier.

Callout 3: Specify default title for custom carrier.



4. Order Grid Settings

Orders

To edit orders please go to Sales -> Orders.

Create New Order

Search by keyword

Filters

Default View

Columns

Export

- Actions
- Invoice
- Invoice > Ship
- Ship
- Change Status
- Cancel
- Hold
- Unhold
- Print Invoices
- Print Packing Slips
- Print Credit Memos

4 records found

20 per page 1 of 1

Actions which you've selected in the General Settings tab (see page 3) are displayed in the dropdown.

To apply mass actions tick all necessary products and then click on the action in a dropdown.

ID	Purchase Point	Purchase Date	Bill-to Name	Ship-to Name	Grand Total (Base)	Grand Total (Purchased)	Status	Act
000000004	Main Website Store Default Store View	Feb 10, 2016 10:58:45 AM	Peter Parker	Peter Parker	\$140.00	\$140.00	Pending	Vi
000000003	Main Website Store Default Store View	Feb 10, 2016 10:55:56 AM	Peter Parker	Peter Parker	\$104.00	\$104.00	Pending	Vi
000000002	Main Website Store	Nov 18, 2015 7:38:36 AM	Veronica Costello	Veronica Costello	\$37.00	\$37.00	Complete	Vi

- DASHBOARD
- SALES
- PRODUCTS
- CUSTOMERS
- MARKETING
- CONTENT
- REPORTS
- STORES
- SYSTEM
- FIND PARTNERS & EXTENSIONS



4. Order Grid Settings

Orders

Create New Order

Search by keyword

Filters | Default View | Columns | Export












Actions 4 records found 20 per page 1 of 1

In the general settings tab we've selected Federal Express as a default carrier, but it's possible to change the carrier right on the grid.

Shipping	Order ID	Store	Date	Bill-to Name	Ship-to Name	Grand Total (Base)	Grand Total (Purchased)	Status	Actions
<div style="border: 1px solid #ccc; padding: 5px;"> Federal Express ▲ Carrier Custom DHL Federal Express United Parcel Service United States Postal Service </div>				Peter Parker	Peter Parker	\$140.00	\$140.00	Pending	<input type="checkbox"/>
<div style="border: 1px solid #ccc; padding: 5px;"> Federal Express ▼ Title: V-Day Present Tracking Number: </div>	000000003	Main Website Store	Feb 10, 2016 10:55:56 AM	Peter Parker	Peter Parker	\$104.00	\$104.00	Pending	<input type="checkbox"/>
Shipment is already created.	000000002	Main Website Store	Nov 18, 2015 7:38:36 AM	Veronica Costello	Veronica Costello	\$37.00	\$37.00	Complete	<input type="checkbox"/>



4. Order Grid Settings

- 
-  DASHBOARD
-  SALES
-  PRODUCTS
-  CUSTOMERS
-  MARKETING
-  CONTENT
-  REPORTS
-  STORES
-  SYSTEM
-  PARTNERS & EXTENSIONS

Orders


 3
  admin

[Create New Order](#)

Search by keyword

 Filters
  Default View
  Columns
  Export

Actions 4 records found

 20 per page

 1 of 1

Shipping	ID	Purchase Point	Purchase Date	Bill-to Name	Ship-to Name	Grand Total (Base)	Grand Total (Purchased)	Status		Action
<input type="text" value="Federal Express"/> Title: <input type="text" value="V-Day Present"/> Tracking Number: <input type="text" value="AA8456713"/>	000000004	Main Website Main Website	Feb 10, 2016 10:58:45 AM	Peter Parker	Peter Parker	\$140.00	\$140.00	Pending	<input type="checkbox"/>	View
<input type="text" value="Federal Express"/> Title: <input type="text" value="V-Day Present"/> Tracking Number: <input type="text" value=""/>	000000003	Main Website Main Website Store Default Store View	Feb 10, 2016 10:55:56 AM	Peter Parker	Peter Parker	\$104.00	\$104.00	Pending	<input type="checkbox"/>	View
<input type="text" value=""/> Shipment is already created.	000000002	Main Website Main Website Store Default	Nov 18, 2015 7:38:36 AM	Veronica Costello	Veronica Costello	\$37.00	\$37.00	Complete	<input type="checkbox"/>	View

Add and edit tracking codes on the grid.

You can edit title for any order right on the grid.



Thank you!

Should you have any questions or feature suggestions, please contact us at:

<http://amasty.com/contacts/>

Your feedback is absolutely welcome!

