


Mass Product Actions



Magento Extension User Guide

Official extension page: [Mass Product Actions](#)



User Guide: [Mass Product Actions](#)

Support: <http://amasty.com/contacts/>

Table of contents:

<u>1. New Product Actions</u>	<u>3</u>
<u>2. Extension Settings</u>	<u>4</u>
<u>3. 'Copy Attributes' action.....</u>	<u>6</u>
<u>4. 'Assign Categories' and 'Remove Categories' actions</u>	<u>7</u>
<u>5. 'Update Price' and 'Update Special Price' actions</u>	<u>9</u>
<u>6. 'Modify Special Price using Price' action</u>	<u>10</u>
<u>7. 'Update All Types of Price'</u>	<u>11</u>
<u>8. 'Relate', 'Up-sell' and 'Cross-sell' actions</u>	<u>12</u>
<u>9. 'Copy Custom Options' action</u>	<u>13</u>
<u>10. 'Change Attribute Set' action</u>	<u>14</u>
<u>11. 'Fast Delete' action</u>	<u>15</u>
<u>12. 'Replace Text' action</u>	<u>16</u>
<u>13. 'Change Visibility' action.....</u>	<u>18</u>
<u>14. 'Copy Images' action.....</u>	<u>19</u>



Manage Products

[+ Add Product](#)

Choose Store View: All Store Views

Page 1 of 6 pages | View 20 per page | Total 120 records found | [Notify Low Stock RSS](#)

[Reset Filter](#) [Search](#)

Select All Unselect All Select Visible Unselect Visible 0 items selected								Actions	
ID	Name	Type	Attrib. Set Name	SKU	Price	Qty			
Any	From: <input type="text"/>	<input type="text"/>	<input type="text"/>	<input type="text"/>	From: <input type="text"/>	From: <input type="text"/>			
	To: <input type="text"/>				To: <input type="text"/>	To: <input type="text"/>			
<input type="checkbox"/>	166	HTC Touch Diamond	Simple Product	Cell P					Delete
<input type="checkbox"/>	165	My Computer	Bundle Product	Comp					Change status
<input type="checkbox"/>	164	Gaming Computer	Bundle Product	Default					Update Attributes
<input type="checkbox"/>	163	Computer	Bundle Product	Default	computer				Assign Category
<input type="checkbox"/>	162	Microsoft Wireless Optical Mouse 5000	Simple Product	Default	micronmouse5000	\$59.99			Remove Category

With the extension you get a number of new actions at the product grid (admin panel -> Catalog-> Manage Products): Assign Category, Remove Category, Update Price, Update Special Price, Modify Special Price using Price, Relate, Up-sell, Cross-sell, Copy Custom Options, Change Attribute Set, Fast Delete.

- Submit
- Delete
- Change status
- Update Attributes
- Assign Category
- Remove Category
- Update Price
- Update Special Price
- Modify Special Price using Price
- Relate
- Up-sell
- Cross-sell
- Copy Custom Options
- Change Attribute Set
- Fast Delete



User Guide: [Mass Product Actions](#)

Support: <http://amasty.com/contacts/>

Current Configuration Scope:
Default Config

Configuration

AMASTY EXTENSIONS

Extensions Store

Extensions & Notifications

Mass Product Actions

Mass Product Actions

Save Config

General

Enabled Actions

-----	[GLOBAL]
Assign Category	
Remove Category	
Replace Categories	

Update Cost	
Update Price	
Update Special Price	
Modify Special Price using Price	

▲ Press CTRL+mouse to select multiple values.

Price Rounding

0.99 [WEBSITE]

▲ Indicate 0.99 to round 9.43 to 9.99, indicate 0.5 to round 9.43 to 9.50. Leave empty for no rounding.

Show Categories as Tree

Yes [STORE VIEW]

▲ Indicate No if you prefer to input IDs.

Copy Attributes

description [WEBSITE]

description, keywords, title, ...

You can use two rounding algorithms for 'Update Price' and 'Update Special Price' actions. If you indicate 0.99 in this field, updated prices will be rounded to n.99, for example 3.57 and 8.32 will be rounded to 3.99 and 8.99 respectively. If you specify 0.5 here, prices will be rounded to n.50, so 3.57 and 8.32 would become 3.50 and 8.50.

For categories-related actions you can either display the drop-down tree of categories or a text field for entering category ids (id option could work better for catalogs with very large number of categories; also with this option you can remove/assign products to several categories at once, with dropdown – only one category at a time).

In this field you can specify the attribute you want to copy for a certain product (for instance, description). Found out how you can copy attributes on the page 6.



There are also settings for 'Relate', 'Up-sell' and 'Cross-sell' actions, which allow you to choose linking algorithms for these actions. There are three possible algorithms: Default, 2 Way and Multi Way:

1. 'Default' means, that relations between products will be built by the standard magento functionality (that is when you have to manually indicate related, up-sell and cross-sell items for each product).

2. '2 Way' algorithm. For example you have 'product 1', 'product 2' and 'product 3'. If you add 'product 2' and 'product 3' as up-sells (or related/cross-sells) for 'product 1', only 'product 1' will become an up-sell (or related/cross-sell) for 'product 2' and 'product 3'. 'product 3' will not become an up-sell (or related/cross-sell) for 'product 2' and 'product 2' will not become an up-sell (or related/cross-sell) for 'product 3'.

3. 'Multi Way' algorithm. Let's say you have soap, shampoo and toothpaste. If you add shampoo and toothpaste as related (or up-sells/cross-sells) to soap, all these products will become related to each other – soap and shampoo will become related (or up-sells/cross sells) to toothpaste; toothpaste and soap will become related (or up-sells/cross sells) to shampoo.

Current Configuration: Default Config, Manage Stores

Configuration: GENERAL (General, Web), AMASTY EXTENSIONS (Mass Product Actions, General)

Product Linking Algorithms

Related	Default	[GLOBAL]
Up-sell	2 Way	[GLOBAL]
Cross-sell	Multi Way	[GLOBAL]

▲ Indicate No if you p



3. 'Copy Attributes' action

Manage Products

[+ Add Product](#)

Choose Store View:

Page of 6 pages | View per page

Choose the action 'Copy Attributes'.

Please, don't forget to press the 'Submit' button after the performed actions.

[Search](#)

Select All | Unselect All | Select Visible | Unselect Visible Actions From [Submit](#)

Mark the products which will get the duplicate attributes.

Specify the product the attribute of which you want to copy.

ID	Name	Type	Price	Qty	Visibility	Status	Websites	Action
<input checked="" type="checkbox"/>	51 Ottoman	Simple Product	From: <input type="text"/> To: <input type="text"/> In: <input type="text" value="USD"/>	From: <input type="text"/> To: <input type="text"/>	<input type="text"/>			
<input checked="" type="checkbox"/>	52 Chair	Simple Product	\$299.99	706	Catalog, Search	Enabled	Main Website	Edit
<input checked="" type="checkbox"/>	53 Couch	Simple Product	\$129.99	724	Catalog, Search	Enabled	Main Website	Edit
<input type="checkbox"/>	54 Magento Red Furniture Set	Grouped Product	\$599.99	956	Catalog, Search	Enabled	Main Website	Edit
<input type="checkbox"/>	141 Crucial 1GB PC4200 DDR2 533MHz Memory	Simple Product	\$699.99	960	Catalog, Search	Enabled	Main Website	Edit
<input type="checkbox"/>			\$150.99	853	Catalog, Search	Enabled	Main Website	Edit



4. 'Assign Categories' and 'Remove Categories' actions

Manage Products

+ Add Product

Choose Store View: All Store Views

'Assign Categories' action will let you assign any number of products to a certain category.

Page 1 of 1 pages | View 20 per page | Total 6 records found | [Notify Low Stock RSS](#)

Reset Filter Search

Select All | Unselect All | Select Visible | Unselect Visible | 6 items selected

Actions Assign Categories Category --Root Catalog Submit

	ID	Name	Type	Attrib. Set Name	SKU	Price	Qty	Visibili	es	Action
Any	From:			Cell Phones		From:	From:			
To:										
<input checked="" type="checkbox"/>	166	HTC Touch Diamond	Simple Product	Cell Phones	HTC T Diam				atalog	
<input checked="" type="checkbox"/>	20	Samsung MM-A900M Ace	Simple Product	Cell Phones	MM-A900M	\$150.00		361	Catalog Search	Edit
<input checked="" type="checkbox"/>	19	AT&T 8525 PDA	Simple Product	Cell Phones	8525PDA	\$199.99		328	Catalog Search	Edit
<input checked="" type="checkbox"/>	18	Sony Ericsson W810i	Simple Product	Cell Phones	sw810i	\$399.99		989	Catalog Search	Edit

Category dropdown menu:
--Root Catalog
--Furniture
--Living Room
--Bedroom
--Electronics
--Cell Phones
--Cameras
--Accessories
--Digital Cameras
--Computers
--Build Your Own
--Laptops
--Hard Drives
--Monitors
--RAM / Memory
--Cases
--Processors
--Peripherals
--Apparel
--Shirts

Please select the necessary products, choose the category and then click 'Submit' button. All the products that you've selected will be assigned to the category.

For 'Remove Categories' action you take the same steps, but this time the selected products will be removed from the category that you choose.



4. 'Assign Categories' and 'Remove Categories' actions

Manage Products

You can remove/assign products to several categories at once, if you turn off tree-like category view in configuration. Please enter ids of the categories in the 'IDs' field and click 'Submit'.

[Add Product](#)

Choose Store View:

Page of 1 pages | View per page | Total 6 records found | [Notify Low Stock RSS](#)

[Reset Filter](#)

[Search](#)

[Select All](#) | [Unselect All](#) | [Select Visible](#) | [Unselect Visible](#) | 6 items selected

Actions

IDs

[Submit](#)

	ID	Name	Type	Attrib. Set Name	SKU	Price	Qty	Visibility	Status	Websites	Action
Any	From: <input type="text"/> To: <input type="text"/>	<input type="text"/>	<input type="text"/>	Cell Phones	<input type="text"/>	From: <input type="text"/> To: <input type="text"/> In: <input type="text" value="USD"/>	From: <input type="text"/> To: <input type="text"/>	<input type="text"/>	<input type="text"/>	<input type="text"/>	
<input checked="" type="checkbox"/>	166	HTC Touch Diamond	Simple Product	Cell Phones	HTC Touch Diamond	\$756.50	849	Catalog, Search	Enabled	Main Website	Edit
<input checked="" type="checkbox"/>	20	Samsung MM-A900M Ace	Simple Product	Cell Phones	MM-A900M	\$152.50	361	Catalog, Search	Enabled	Main Website	Edit
<input checked="" type="checkbox"/>	19	AT&T 8525 PDA	Simple Product	Cell Phones	8525PDA	\$201.50	328	Catalog, Search	Enabled	Main Website	Edit
<input checked="" type="checkbox"/>	18	Sony Ericsson W810i	Simple Product	Cell Phones	sw810i	\$403.50	989	Catalog, Search	Enabled	Main Website	Edit
<input checked="" type="checkbox"/>	17	BlackBerry 8100 Pearl	Simple Product	Cell Phones	bb8100	\$352.50	797	Catalog, Search	Enabled	Main Website	Edit
<input checked="" type="checkbox"/>	16	Nokia 2610 Phone	Simple Product	Cell Phones	n2610	\$151.50	996	Catalog, Search	Enabled	Main Website	Edit



User Guide: [Mass Product Actions](#)

Support: <http://amasty.com/contacts/>

5. 'Update Price' and 'Update Special Price' actions

Manage Products

[+ Add Product](#)

Choose Store View:

'Update Price' action will let you increase and decrease prices either by flat amount or by percent.

Page of 1 pages | View per page | Total 6 records found | [Notify Low Stock RSS](#)

[Reset Filter](#)

[Search](#)

[Select All](#) | [Unselect All](#) | [Select Visible](#) | [Unselect Visible](#) | 0 items selected

Actions

By

[Submit](#)

	ID	Name	Type	Attrib. Set Name	SKU	Price	Qty	Visit	Status	Websites	Action
Any	From: <input type="text"/> To: <input type="text"/>			Cell Phones		From: <input type="text"/> To: <input type="text"/> In: <input type="text" value="USD"/>	From: <input type="text"/> To: <input type="text"/>				
<input type="checkbox"/>	166	HTC Touch Diamond	Simple Product	Cell Phones	HTC Touch Diamond	\$756.50					
<input type="checkbox"/>	20	Samsung MM-A900M Ace	Simple Product	Cell Phones	MM-A900M	\$152.50		361	Catalog, Search	Enabled	Main Website Edit
<input type="checkbox"/>	19	AT&T 8525 PDA	Simple Product	Cell Phones	8525PDA	\$201.50		328	Catalog, Search	Enabled	Main Website Edit
<input type="checkbox"/>	18	Sony Ericsson W810i	Simple Product	Cell Phones	sw810i	\$403.50		989	Catalog, Search	Enabled	Main Website Edit

To decrease prices by 20%, indicate -20% in this field. To increase prices by 10%, indicate +10%. Specify +10 to increase prices by 10 dollars/euros/etc., and -10 to decrease prices by 10 dollars/euros/etc.

'Update Special Price' action works on analogy. Please be careful with price operations, as there's no way to revert them, unless you have a backup. Therefore we recommend to create a backup of your site database before doing major price modifications.




User Guide: [Mass Product Actions](#)

Support: <http://amasty.com/contacts/>

6. 'Modify Special Price using Price' action

'Modify Special Price using Price' action enables you to create special prices based on regular prices.

nd |  [Notify Low Stock RSS](#) Reset Filter Search

Actions **Modify Special Price using Price** By Submit

	Price	Qty	Visibility	Status	Websites	Action
	From: <input type="text"/> To: <input type="text"/> In: <input type="text" value="USD"/>	From: <input type="text"/> To: <input type="text"/>	<input type="text"/>	<input type="text"/>	<input type="text"/>	
ouch nd	\$750.00	849	Catalog, Search			
puter		79	Catalog, Search	Enabled	Main Website	Edit
iter_fixed	\$4,999.95	968	Catalog, Search	Enabled	Main Website	Edit
iter		426	Catalog, Search	Enabled	Main Website	Edit
imouse5000	\$59.99	760	Catalog, Search	Enabled	Main Website	Edit

To make special prices 20% smaller than regular prices, indicate -20% in this field. To make special prices 20 (e.g. dollars, euros or pounds) smaller than regular prices, indicate -20 in this field.




7. 'Update all Types of Price' action

Manage Products

 Add Product

'Update All Types of Price' action enables you to modify all price types including group prices and tier prices.

Choose Store View:

Page of 6 pages | View per page | Total 119 records found |  [Notify Low Stock via RSS](#)

Select All | Unselect All | Select Visible | Unselect Visible | 0 items selected

Actions By

	ID	Name	Type	Attrib. Set Name	SKU	Price	Qty	Visibility	Status	Websites
Any	From: <input type="text"/>	<input type="text"/>	<input type="text"/>	<input type="text"/>	<input type="text"/>	From: <input type="text"/>	From: <input type="text"/>	<input type="text"/>	<input type="text"/>	<input type="text"/>
	To: <input type="text"/>					To: <input type="text"/>	To: <input type="text"/>			
	In: <input type="text"/>					In: <input type="text"/>				
<input type="checkbox"/>	166	HTC Touch Diamond	Simple Product	Computer	HTC Touch Diamond					
<input type="checkbox"/>	165	My Computer	Bundle Product	Computer	mycomputer			79	Catalog, Search	Enabled Main Website
<input type="checkbox"/>	164	Gaming Computer	Bundle Product	Default	computer_fixed	\$4,999.95		968	Catalog, Search	Enabled Main Website
<input type="checkbox"/>	163	Computer	Bundle Product	Default	computer			426	Catalog, Search	Enabled Main Website
<input type="checkbox"/>	162	Microsoft Wireless Optical Mouse 5000	Simple Product	Default	micronmouse5000	\$150.00		760	Catalog, Search	Enabled Main Website

To make all prices 15% higher than regular prices, indicate +15 % in this field. To make all types of prices 15 (e.g. dollars, euros or pounds) higher than regular prices, indicate + 15 in this field.



8. 'Relate', 'Up-sell' and 'Cross-sell' actions

'Relate' action enables you to make products related.

Select All | Unselect All | Select Visible | Unselect Visible | Actions **Relate** To 162 **Submit**

	ID	Name	Type	Attrib. Set Name	Price	Qty	Visibility	Status	Websites	Action
Any	From: <input type="text"/>	<input type="text"/>	<input type="text"/>	<input type="text"/>	From: <input type="text"/>	From: <input type="text"/>	<input type="text"/>	<input type="text"/>	<input type="text"/>	
	To: <input type="text"/>				To: <input type="text"/>					
	In: <input type="text"/>				In: <input type="text"/>					
<input checked="" type="checkbox"/>	166	HTC Touch Diamond	Simple Product	Cell Phones						Edit
<input checked="" type="checkbox"/>	165	My Computer	Bundle Product	Computer						Edit
<input checked="" type="checkbox"/>	164	Gaming Computer	Bundle Product	Default	\$4,99		Search		Website	Edit
<input checked="" type="checkbox"/>	163	Computer	Bundle Product	Default			426 Catalog, Search	Enabled	Main Website	Edit
<input type="checkbox"/>	162	Microsoft Wireless Optical Mouse 5000	Simple Product	Default	\$59.99		760 Catalog, Search	Enabled	Main Website	Edit

First select the products which you would like to relate. Then indicate id of the product to which you would like these products to be related and click 'Submit' button.

The products will become related based on the algorithm that you choose at the configuration page (see page 5 of this user guide).

'Up-sell' and 'Cross-sell' actions work on analogy. They enable to you quickly assign up-sell and cross-sell blocks. You can choose linking algorithms for these actions at the configuration page.



9. 'Copy Custom Options' action

Manage Products

[Add Product](#)

Choose Store View:

'Copy Custom Options' action will enable you to quickly copy custom options from one product to many others.

Page of 7 pages | View per page | Total 121 records found | [Notify Low Stock RSS](#)

[Reset Filter](#) [Search](#)

Select All | Unselect All | Select Visible | Unselect Visible | 4 items selected

Actions: From Product ID: [Submit](#)

	ID	Name	Type	Attrib. Set Name	SKU	Price	Qty	Visibility	Status	Websites	Action
Any	From: <input type="text"/> To: <input type="text"/>	<input type="text"/>	<input type="text"/>	<input type="text"/>	<input type="text"/>	From: <input type="text"/> To: <input type="text"/> In: <input type="text" value="USD"/>	From: <input type="text"/> To: <input type="text"/>	<input type="text"/>	<input type="text"/>	<input type="text"/>	<input type="text"/>
<input checked="" type="checkbox"/>	167	Orange	Simple Product	Default	orange	\$3.00					
<input checked="" type="checkbox"/>	166	HTC Touch Diamond	Simple Product	Cell Phones	HTC Touch Diamond	\$750.00	847	Catalog, Search	Enabled	Main Website	Edit
<input checked="" type="checkbox"/>	165	My Computer	Bundle Product	Computer	mycomputer		79	Catalog, Search	Enabled	Main Website	Edit
<input checked="" type="checkbox"/>	164	Gaming Computer	Bundle Product	Default	computer_fixed	\$4,999.95	968	Catalog, Search	Enabled	Main Website	Edit

Use 'From Product ID' field to specify id of the product, from which custom options should be copied to the products you've selected. Then click 'Submit'.



10. 'Change Attribute Set' action

Manage Products

[+ Add Product](#)

'Change Attribute Set' action will enable you to change attribute set of products (by one and in bulk).

Choose Store View: All Store Views

Page 1 of 6 pages | View 20 per page | Total 120 records found | [Notify Low Stock RSS](#)

[Reset Filter](#) [Search](#)

Select All | Unselect All | Select Visible | Unselect Visible | 3 items selected

Actions **Change Attribute Set** Attribute Set **Cameras** [Submit](#)

	ID	Name	Type	Attrib. Set Name	SKU	Price	Qty	Visibility	Website	Action
Any	From: <input type="text"/> To: <input type="text"/>					From: <input type="text"/> To: <input type="text"/> In: <input type="text"/>	From: <input type="text"/> To: <input type="text"/>			
<input checked="" type="checkbox"/>	166	HTC Touch Diamond	Simple Product	Cell Phones	HTC Touch Diamond	\$750.00	849	Catalog, Search	site	Edit
<input type="checkbox"/>	165	My Computer	Bundle Product	Computer	mycomputer		79	Catalog, Search	site	Edit
<input type="checkbox"/>	164	Gaming Computer	Bundle Product	Default	computer_fixed	\$4,999.95	968	Catalog, Search	Website	Edit
<input checked="" type="checkbox"/>	163	Computer	Bundle Product	Default	computer					Edit

Attribute Set dropdown menu:
Cameras
Cell Phones
Computer
CPU
Default
Furniture
Hard Drive
Monitors
RAM
Shirts (General)
Shirts Other
Shirts T
Shoes
Warranties

Pick the necessary products, select the action, then choose the attribute set, which should replace the current one and press 'Submit'.



Manage Products

[+ Add Product](#)

Choose Store View: All Store Views

'Fast Delete' action will let you delete any number of products very fast. In comparison with standard Magento 'Delete' action it works a lot faster and also allows to delete a much larger number of products in one operation.

Page 1 of 1 pages | View 200 per page | Total 6 records found | [Notify Low Stock RSS](#)

[Reset Filter](#) [Search](#)

Select All | Unselect All | Select Visible | Unselect Visible | 0 items selected

Actions Fast Delete [Submit](#)

	ID	Name	Type	Attrib. Set Name	SKU	Price	Qty	Visibility	Status	Website	Action
Any	From: <input type="text"/> To: <input type="text"/>			Cell Phones		From: <input type="text"/> To: <input type="text"/> In: USD	From: <input type="text"/> To: <input type="text"/>				
<input type="checkbox"/>	166	HTC Touch Diamond	Simple Product	Cell Phones	HTC Touch Diamond	\$756.50					
<input type="checkbox"/>	20	Samsung MM-A900M Ace	Simple Product	Cell Phones	MM-A900M	\$152.50	361	Catalog, Search	Enabled	Main Website	Edit
<input type="checkbox"/>	19	AT&T 8525 PDA	Simple Product	Cell Phones	8525PDA	\$201.50	328	Catalog, Search	Enabled	Main Website	Edit
<input type="checkbox"/>	18	Sony Ericsson W810i	Simple Product	Cell Phones	sw810i	\$403.50	989	Catalog, Search	Enabled	Main Website	Edit

Once you've chosen the action, please select the necessary products and click 'Submit' button. Please be aware that the action can't be reverted, therefore please create a backup before using it.



Current Configuration Scope:
 Default Config

Configuration

- AMASTY EXTENSIONS
- Extensions Store
- Extensions & Notifications
- Mass Product Actions**

Mass Product Actions

General

Enabled Actions

- Copy Attributes
- Copy Images
- Remove Images
-
- Change Attribute Set
-
- Fast Delete
-
- Replace Text**
-

▲ Press CTRL+mouse to select multiple values.

Price Rounding: By rules of mathematical rounding

Show Categories as Tree: No

▲ Indicate No if you prefer to input IDs.

Copy Attributes: color

▲ short_description, keywords, title, etc

Replace in Attributes: description,short_description,name

▲ Please specify comma separated attribute codes like description,short_description,name

Select the required action.

Specify the attributes that you'd like to change.



12. 'Replace Text' action

Manage Products

[+ Add Product](#)

Choose Store View: All Store Views

Use 'Replace Text' action to easily change text in different product attributes such as name, description etc.

Insert current attribute text and the text that should be replaced. You should enter text in the following format: old attribute text->new attribute text.

Page 1 of 6 pages | View 20 per page | Total 119 records

[Reset Filter](#) [Search](#)

Select All | Unselect All | Select Visible | Unselect Visible | 0 items selected | Actions: Replace Text | Replace: HTC->Sony | [Submit](#)

	ID	Name	Price	Qty	Visibility	Status	Websites	Action
Any	From: <input type="text"/> To: <input type="text"/>	<input type="text"/>	From: <input type="text"/> To: <input type="text"/> In: USD	From: <input type="text"/> To: <input type="text"/>	<input type="text"/>	<input type="text"/>		
<input type="checkbox"/>	166	HTC Touch Diamond	\$100.00	849	Catalog, Search	Enabled		
<input type="checkbox"/>	165	My Computer		79	Catalog, Search	Enabled	Main Website	Edit
<input type="checkbox"/>	164	Gaming Computer	\$4,999.95	968	Catalog, Search	Enabled	Main Website	Edit
<input type="checkbox"/>	163	Computer		426	Catalog, Search	Enabled	Main Website	Edit

Once you've chosen the action, please select the necessary products and click 'Submit' button.



Manage Products

Add Product

Mass Actions include an option to change products' visibility. Display selected products particularly in the catalog and search, or hide them.

Choose Store View: All Store Views

Page 1 of 6 pages | View 20 per page | Total 119 records found | Notify Low Stock RSS | Reset Filter | Search

Select All | Unselect All | Select Visible | Unselect Visible | 3 items selected | Actions: Change Visibility | To: Not Visible Individually | Submit

ID	Name	Type	SKU	Price	Qty	Visibility	Action
Any	From: <input type="text"/> To: <input type="text"/>			From: <input type="text"/> To: <input type="text"/> In: USD	From: <input type="text"/> To: <input type="text"/>		
<input type="checkbox"/>	166 HTC Touch Diamond	Simple Product	HTC Touch Diamond	\$100.00	849	Catalog, Search	Edit
<input type="checkbox"/>	165 My Laptop computer	Bundle Product	mycomputer		0	Catalog, Search	Edit
<input checked="" type="checkbox"/>	164 Gaming Computer	Bundle Product	computer_fixed	\$4,999.95	968	Catalog, Search	Edit
<input checked="" type="checkbox"/>	163 Laptop	Bundle Product	computer		426	Catalog, Search	Edit



13. 'Copy Images' action

Use 'Copy Images' action to copy the image of one particular product to other products.

Manage Products Add Product

Choose Store View: All Store Views

Please select the 'Copy Images' action from the actions dropdown.

Specify product ID of the item you want to copy image from.

Page 1 of 6 pages | View 20 per page | Total 119 records found | Search

Select All | Unselect All | Select Visible | Unselect Visible | 1 items selected
Actions Copy Images From 164 Submit

	ID	Name	Type	Attrib. Set Name	SKU	Price	Qty	Visibility	Status	Websites	Action
Any	From: <input type="text"/> To: <input type="text"/>					From: <input type="text"/> To: <input type="text"/> In: USD	From: <input type="text"/> To: <input type="text"/>				
<input type="checkbox"/>	166	HTC Touch Diamond	Simple Product	Computer	HTC Touch Diamond	\$100.00	849	Catalog, Search	Enabled	Main Website	Edit
<input checked="" type="checkbox"/>	165	My Laptop	Bundle Product	Computer	mycomputer		79	Catalog, Search	Enabled	Main Website	Edit
<input type="checkbox"/>		Gaming Computer	Bundle Product	Default	computer_fixed	\$4,999.95	968	Catalog, Search	Enabled	Main Website	Edit
<input type="checkbox"/>		Computer	Bundle Product	Default	computer		426	Catalog, Search	Enabled	Main Website	Edit
<input type="checkbox"/>		Soft Mouse	Simple Product	Default	micronmouse5000	\$150.00	760	Catalog, Search	Enabled	Main Website	Edit

Once you've chosen the action, please tick the necessary products and click 'Submit' button.



As a result, the image form the product with ID 164 has been copied to product ID 165.

Choose Store View:
Default Values

My Laptop (Computer) Back Reset Delete Duplicate Save Save and Continue Edit

Product Information

- General
- Prices
- Meta Information
- Images**
- Descriptions
- Design
- Gift Options
- Inventory
- Websites
- Categories
- Related Products
- Up-sells
- Cross-sells
- Custom Options
- Bundle Items

Images

Image type and information need to be specified for each store view.

Image	Label	Sort Order	Thumbnail [STORE VIEW]	Small Image [STORE VIEW]	Base Image [STORE VIEW]	Exclude	Remove
No image			<input type="radio"/>	<input type="radio"/>	<input type="radio"/>		
	<input type="text"/>	<input type="text" value="1"/>	<input type="radio"/>	<input type="radio"/>	<input type="radio"/>	<input checked="" type="checkbox"/>	<input type="checkbox"/>
	<input type="text"/>	<input type="text" value="1"/>	<input checked="" type="radio"/>	<input checked="" type="radio"/>	<input checked="" type="radio"/>	<input checked="" type="checkbox"/>	<input type="checkbox"/>

Browse Files... Upload Files



Thank you!

Should you have any questions or feature suggestions, please contact us at:

<http://amasty.com/contacts/>

Your feedback is absolutely welcome!



User Guide: [Mass Product Actions](#)

Support: <http://amasty.com/contacts/>