

Order Status for Magento 2



Magento Extension User Guide

Official extension page: [Order Status for Magento 2](#)



User Guide: [Order Status for Magento 2](#)









Support: <http://amasty.com/contacts/>

Table of contents:

1. <u>Order status Creation.....</u>	<u>3</u>
2. <u>Change status on the order view page.....</u>	<u>6</u>
3. <u>Custom order status in a customer account.....</u>	<u>8</u>
4. <u>Custom email templates creation.....</u>	<u>9</u>
5. <u>Include attributes in e-mail.....</u>	<u>14</u>



To create custom order statuses please go to Sales -> Order Statuses

-  MAGENTO
-  DASHBOARD
-  SALES
-  PRODUCTS
-  CUSTOMERS
-  MARKETING
-  CONTENT
-  REPORTS

Manage Custom Order Statuses

   admin ▾

Click here to add a new order status

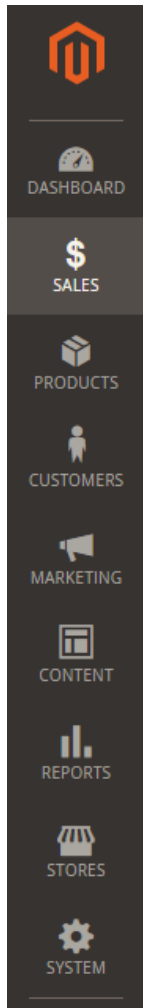
[Add New Custom Order Status](#)

Search [Reset Filter](#) 3 records found 20 per page < 1 of 1 >

Status Name	Enabled	E-mail Notification	Action
<input type="text"/>	<input type="checkbox"/>	<input type="checkbox"/>	
Processing Packaged	Yes	Enabled	Edit
Processing Payment Received	Yes	Enabled	Edit
Money Order	Yes	Enabled	Edit

Edit already existing statuses.





Edit Order Status



admin ▾

← Back

Delete

Reset

Save and Continue Edit

Save

ORDER STATUS INFORMATION

Status Information

E-mail Notifications

Status Information

Specify custom status name.

Status Name *

Order States To Apply Status To

- Complete
- Pending Payment
- Canceled
- Closed
- Pending Payment Review
- Processing
- On Hold

Choose default Magento order states to which the custom status will be applied.

Enabled Yes ▾



Edit Order Status

  demouser ▾

← Back Delete Reset Save and Continue Edit **Save**

ORDER STATUS INFORMATION

Status Information

E-mail Notifications

Enable Notifications

Always Notify Customer By E-mail Yes ▾

If set to 'Yes', customer always gets e-mail notification when order status is set to the current one

Enable the option to automatically notify customers once the order status is changed to the current one.

Store View E-mail Template

"Default Store View" Store Template ▾

"French Store View" Store Template ▾

"German Store View" Store Template ▾

If you are running multiple store views, you can specify an individual email template for each store view.



2. Change status on the order view page

Items Ordered

Product	Item Status	Original Price	Price	Qty	Subtotal	Tax Amount	Tax Percent
Joust Duffle Bag SKU: 24-MB01	Ordered	\$34.00	\$34.00	Ordered 1	\$34.00	\$0.00	0%

Order Total

Notes for this Order

Status

Processing Packaged ▲
Pending
Processing Packaged

An admin user can change order status manually on the order view page. To set a status for the order click 'Submit Comment' button.

Order Totals

	\$34.00
	\$5.00
	\$39.00
Total Paid	\$0.00
Total Refunded	\$0.00

- Notify Customer by Email
- Visible on Storefront

Submit Comment

If automatic email notifications are disabled for the status you choose, but you would like to send a status change notification for this particular order, tick 'Notify Customer by Email' checkbox before pressing 'Submit Comment' button.




2. Change status on the order view page

Orders

Create New Order

Search by keyword 

 Filters

 Default View ▾

 Columns ▾

 Export ▾

Select It... ▾

3 records found

20 ▾ per page

< 1 of 1 >

<input type="checkbox"/>	ID ↑	Purchase Point	Purchase Date	Bill-to Name	Ship-to Name	Grand Total (Base)	Grand Total (Purchased)	Status	Action
<input type="checkbox"/>	000000003	Main Website Main Website Store Default Store View	Jun 6, 2016 12:25:22 PM	Peter Black	Peter Black	\$39.00	\$39.00	Processing Packaged	View
<input type="checkbox"/>	000000002	Main Website Main Website Store Default Store View	Nov 18, 2015 7:38:36 AM	Veronica Costello	Veronica Costello	\$37.00	\$37.00	Complete	View

The new custom order status will be displayed on the order grid.



3. Custom order status in a customer account

- Account Dashboard**
- Account Information
- Address Book
- My Downloadable Products
- My Orders
- Newsletter Subscriptions
- Billing Agreements
- My Product Reviews
- My Wish List

My Dashboard

Recent Orders [View All](#)

Show custom order statuses in a customer account.

Order #	Date	Ship To	Order Total	Status	Action
000000003	6/6/16	Peter Black	\$39.00	Processing Packaged	View Reorder

Account Information

Contact Information

Peter Black
peter@example.com
[Edit](#) | [Change Password](#)

Newsletters

You don't subscribe to our newsletter.
[Edit](#)

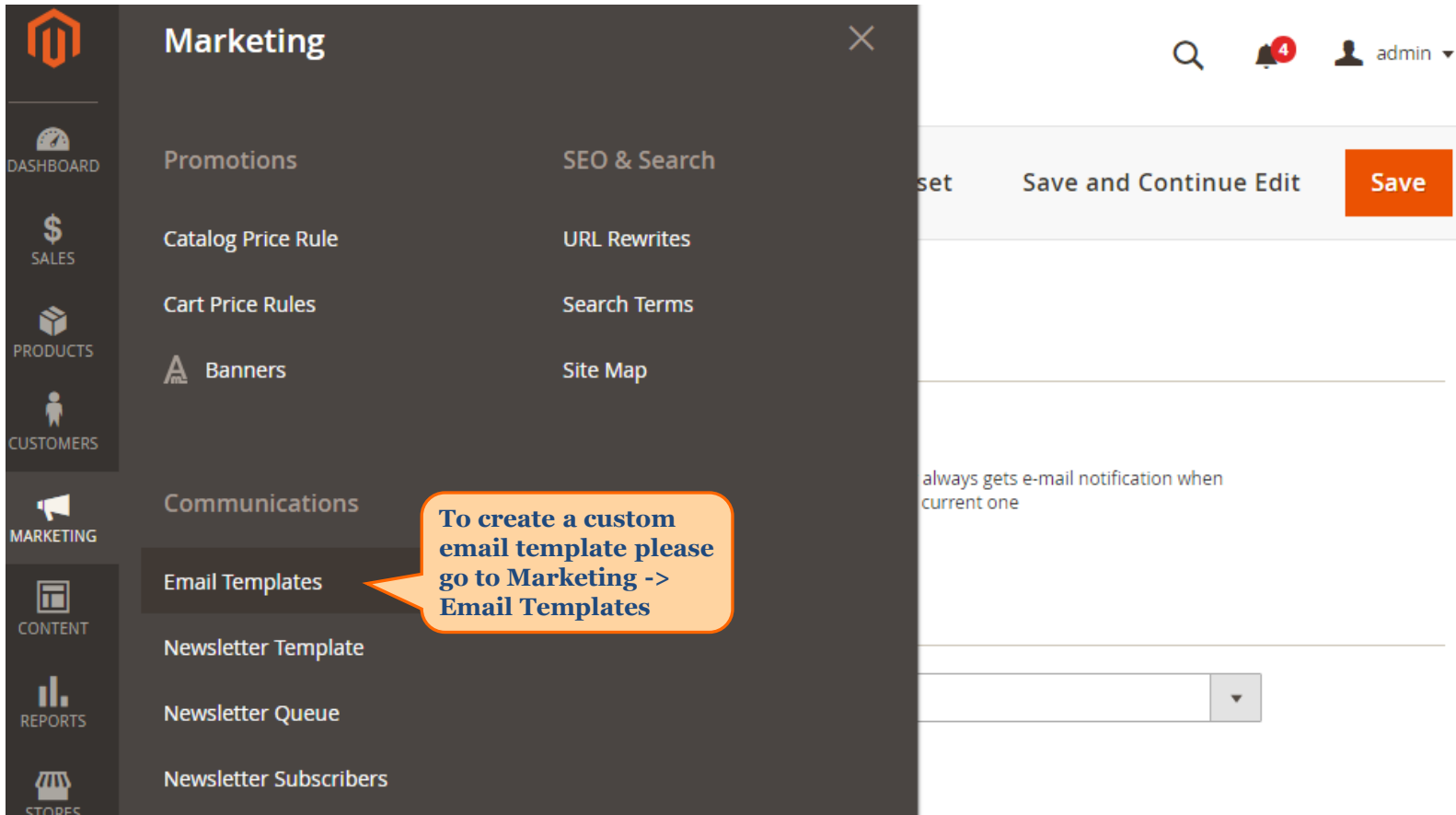
Compare Products

You have no items to compare.

Address Book [Manage Addresses](#)



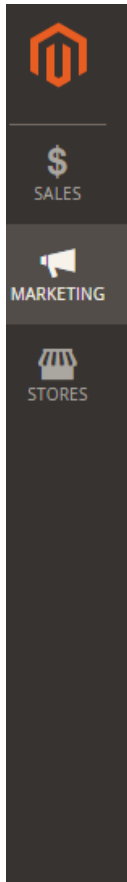
4. Custom email templates creation



The image shows a screenshot of the Magento Marketing menu. The menu is dark grey with white text and icons. The 'Marketing' section is highlighted, and the 'Email Templates' option is selected. A callout box with an orange border and white background points to 'Email Templates' with the text: **To create a custom email template please go to Marketing -> Email Templates**. The background shows a blurred view of the Magento admin interface, including a search bar, a notification bell with a red '4', a user profile 'admin', and a 'Save' button.



4. Custom email templates creation



Email Templates

demouser ▾

Click here to add a new template.

Add New Template

Search [Reset Filter](#) 2 records found per page of 1

ID	Template	Added	Updated	Subject	Template Type	Action
		From To	From To			
1	Order Status Change Email French	Jun 6, 2016, 11:57:27 AM	Jun 6, 2016, 12:00:29 PM	Update to your {{var store.getFrontendName()}} order	HTML	Preview
2	Order Status Update for Geman Store View	Jun 6, 2016, 11:59:33 AM	Jun 6, 2016, 11:59:33 AM	Update to your {{var store.getFrontendName()}} order	HTML	Preview



4. Custom email templates creation



← Back Reset Convert to Plain Text Preview Template **Save Template**

Load default template

Template

- Magento_Checkout**
 - Payment Failed
- Magento_Contact**
 - Contact Form
- Magento_Customer**
 - Forgot Password
 - New Account
 - New Account (Magento/luma)
 - New Account Confirmation Key
 - New Account Confirmed
 - New Account Without Password
 - Remind Password
 - Reset Password
- Magento_Directory**
 - Currency Update Warnings
- Magento_Email**
 - Footer
 - Footer (Magento/luma)
 - Header
- Magento_Newsletter**

Choose one of default email templates. After this you can configure it according to your specific needs.



4. Custom email templates creation

← Back Reset Convert to Plain Text Preview Template **Save Template**

Load default template

Template

Order Update (Magento/luma) ▼

Load Template

Template Information

Currently Used For Stores -> [Configuration](#) -> [Sales Emails](#) -> Order Comments -> Order Comment Email Template (Default Config)

Template Name * German Store View

Specify the name for a custom email template.

Template Subject * Update to your {{var store.getFrontendName()}} order

Insert Variable...

Template Content *

```

{{template
config_path="design/email/header_template"}}

<table>
<tr class="email-intro">
<td>
<p class="greeting">{{trans "%name,"
name=$order.getCustomerName()}}</p>
<p>
{{trans
"Your order #%%increment_id has been
updated with a status of
<strong>%order_status</strong>."

increment_id=$order.increment_id
order_status=$order.getStatusLabel()
|raw}}
{{trans "You can check the status of your
order by <a href="%account_url">logging into your
```

After the template is uploaded you can change an email content.



4. Custom email templates creation

Edit Order Status

  demouser ▾

← Back

Delete

Reset

Save and Continue Edit

Save

ORDER STATUS INFORMATION

Status Information

E-mail Notifications

Enable Notifications

Always Notify
Customer By
E-mail

Yes ▾

If set to 'Yes', customer always gets e-mail notification when order status is set to the current one

Store View E-mail Template

"Default
Store View"
Store
Template

Order Status Change (Default Template From Loc ▴
Order Status Change Email French
Order Status Update for Geman Store View
Order Status Change (Default Template From Locale)

"French Store
View" Store
Template

Order Status Change Email French

"German
Store View"
Store
Template

Order Status Update for Geman Store View ▾

All created custom templates will be available for order status notifications.



The extension is compatible with [Customer Attributes for Magento 2](#) and [Order Attributes for Magento 2](#).

You can include customer and order attributes in your business e-mails, by inserting the special variable in your messages. Insert customer and order attributes into the code:

e.g.

If order attribute is profession, for instance, insert the following in your letter:

```
{{var order.getProfession()}}
```

or

```
{{var order.getData('profession')}}
```

If order attribute is comment, for instance, insert the following in your letter:

```
{{var order.getComment()}}
```

or

```
{{var order.getData('comment')}}
```



Thank you!

Should you have any questions or feature suggestions, please contact us at:

<http://amasty.com/contacts/>

Your feedback is absolutely welcome!



User Guide: [Order Status for Magento 2](#)

Support: <http://amasty.com/contacts/>