

Amasty

For more details see the [Reward Points](#) extension page.

Reward Points

Thank customers for shopping at your store and performing advantageous actions by giving them reward points. Encourage users' activity to let them feel that making purchases is beneficial.

- Reward users for purchases, registration, etc.
 - Manually add or deduct points
 - Pay for orders with points fully or partially
 - Set points exchange rate
 - All actions are already configured
-

General settings

To configure general settings, please, go to **Stores - Configuration - Amasty Extensions**

Configuration

demouser ▾

Store View: Default Config ▾



Save Config

AMASTY EXTENSIONS



Amasty Rewards

General



Admin Action Text [global]

Birthday Offset [global]

Points



Point Rate [store view]

Points rounding rule [store view]

Rounding will apply when point value exceeds cart subtotal

Disable Reward Points for orders that were paid with Reward Points [store view]

Minimum Points Requirement [store view]
Set the points threshold that a customer must have to start spending Reward Points

Admin Action Text - Specify a comment, which will be displayed when an admin user adds or deducts points manually.

Birthday Offset - Set the number of days when a Birthday bonus is available. Specify:

- a negative number - the bonus will be available before the Birthday. For example, if the birthday is on May 5, and you set -3, a customer will get a bonus on May 2.
- give the bonus right on the birthday.
- a positive number - bonus will be available after the Birthday has passed. For example, if the birthday is on May 5, and you set 3, a customer will get a bonus on May 8.

Point Rate - set the number of points equal to 1 unit of store's currency. In our case, we set 1 point to be \$1.

Points rounding rule - specify the rounding, that will be applied when the rewards value exceeds cart subtotal.

Disable Reward Points for orders that were paid with Reward Points - if a customer pays for the order with points you can set not to reward him for this purchase.

Minimum Points Requirement - Specify the required min number of points a customer should acquire on the account to start paying with rewards. Here we allow using rewards if a customer collected at least 100 points.

Admin control of reward points

Go to **Customers** → **All customers** → **choose the customer's account you need** → click **'Reward Points section'**

← Back
Delete Customer
Reset
Create Order
Reset Password
Force Sign-In
Save and Continue Edit
Save Customer

CUSTOMER INFORMATION

Customer View

Account Information

Addresses

Orders

Newsletter

Billing Agreements

Product Reviews

Wish List

Reward Points

Reward Points

Current Balance:
220

Total Earned:
250

Total Spent:
30

Add\Deduct Points

Search
[Reset Filter](#)
6 records found
20 ▼
per page
<
1
of 1
>

Date	Change	Comment	Action	Points Left
From <input type="text"/>	From <input type="text"/>	<input type="text"/>	<input type="text"/>	<input type="text"/>
To <input type="text"/>	To <input type="text"/>			
Feb 6, 2018	+200	Birthday points	Admin Point Change	220
Feb 6, 2018	+20	Spending every \$X amount bonus for order 7	Admin Point Change	20
Feb 6, 2018	+10	Purchase bonus for order 7	Admin Point Change	0
Feb 6, 2018	-30	Order 6 paid	Admin Point Change	0
Feb 6, 2018	+15	Registration bonus	Admin Point Change	20
Feb 6, 2018	+5	Newsletter subscription bonus	Admin Point Change	5

Add\Deduct Points - Control rewards change history in customers info section. add or deduct points manually.

Add\Deduct Points



Apply

Amount *

Use negative amount to deduct points e.g. "-100"


Comment *

Add or deduct points manually. Specify the points amount and a reason why are you applying them in the comment. To deduct points use the symbol '-', e.g. -100.

Reward rules creation

Go to **Marketing - Amasty Rewards** to set up the rules.

Rewards

 demouser ▾

[Add Rule](#)

Search

[Reset Filter](#)

5 records found 20 per page < 1 of 1 >

- Actions ▾
- Activate
- Inactivate
- Delete
- Any

		Name	Action	Amount	Status	Web Site
<input type="checkbox"/>	1	Purchase is made	Order Completed	10	Active	
<input type="checkbox"/>	2	Newsletter subscription bonus	Newsletter subscription	5	Active	
<input type="checkbox"/>	3	Birthday bonus	Customer birthday	30	Active	
<input type="checkbox"/>	4	For every \$X spent	For every \$X spent	15	Active	
<input type="checkbox"/>	5	Registration bonus	Registration	15	Active	

See all rules on the Rewards grid. There are 5 preconfigured rules, which you can use right after the installation.

Actions - apply mass actions to the rules.

Add rule - create as many rules as you need.

← Back Delete Reset Save and Continue Edit Save

SHIPPING RESTRICTIONS OPTIONS

- General
- Actions
- Conditions
- Labels

General

Name * Purchase is made

Status Active

Websites * Main Website ?

Customer Groups * NOT LOGGED IN
General
Wholesale
Retailer

Name - Indicate a clear rule name.

Specify the websites and customer groups for which the rule will be applied.

Edit Reward Rule `Purchase is made`

demouser

← Back Delete Reset Save and Continue Edit Save

SHIPPING RESTRICTIONS OPTIONS

General

Actions ✎

Conditions

Labels

General

Action	<input type="text" value="For every \$X spent"/>
Amount *	<input type="text"/>
Spent Amount *	<input type="text" value="50"/>

- For every \$X spent
- Order Completed
- Newsletter subscription
- Customer birthday
- For every \$X spent
- Registration

Select 1 of 5 available actions: order complete, newsletter subscription, customer birthday, for every \$X spent and registration.

← Back

Delete

Reset

Save and Continue Edit

Save

SHIPPING
RESTRICTIONS
OPTIONS

General

Actions 

Conditions

Labels

General

Action

Order Completed

Amount *

10



Copyright © 2018 Magento Commerce Inc. All rights reserved.

Magento ver. 2.2.0

[Report an Issue](#)

Specify points amount that will be added to a customer account after the action is complete.

← Back Delete Reset Save and Continue Edit **Save**

SHIPPING RESTRICTIONS OPTIONS

General

Actions ✎

Conditions

Labels

General

Action For every \$X spent ▼

Amount * 10


Spent Amount * 50

‘For every \$X spent’ action requires indicating how many points you’d like to give for each spent amount in an order. In our example, a customer gets 10 points for each \$50 spent.

← Back Delete Reset Save and Continue Edit Save

SHIPPING RESTRICTIONS OPTIONS

General

Actions 

Conditions

Labels

Apply the rule only if the following conditions are met (leave blank for all products).

If ALL of these conditions are TRUE :

- Please choose a condition to add. ▲
- Please choose a condition to add.
- Product attribute combination
- Products subselection
- Conditions combination
- Cart Attribute**
- Subtotal
- Total Items Quantity
- Total Weight
- Shipping Method
- Shipping Postcode
- Shipping Region
- Shipping State/Province
- Shipping Country

Choose conditions to limit the rule. Use cart and products attributes, products subselection or create complex combined conditions.

[← Back](#) [Delete](#) [Reset](#) [Save and Continue Edit](#) [Save](#)

SHIPPING RESTRICTIONS OPTIONS

General

Actions

Conditions

Labels

Default Label

Default Rule Label for All Store Views

Store View Specific Labels

Main Website
Main Website Store
Default Store View

Copyright © 2018 Magento Commerce Inc. All rights reserved. Magento ver. 2.2.0 [Report an Issue](#)

Specify a label, which is shown in Rewards changelog in a customer account.

If you have multilingual websites views, you can also set labels in different languages.

Rewards points tab in customer accounts

- Account Dashboard
- Reward Points**
- Account Information
- Address Book
- My Downloadable Products
- My Orders
- Newsletter Subscriptions
- Billing Agreements
- My Product Reviews
- My Wish List

My Rewards


Current Balance:		85		
Total Earned:		125		
Total Spent:		50		
Date	Change	Comment	Action	Points Left
4/21/16	+10	Purchase bonus for order 35	Order Completed	85
4/21/16	-50	Order 35 paid	Order Paid	75
4/21/16	+30	Happy birthday!	Customer Birthday	125
4/21/16	+10	Purchase bonus for order 34	Order Completed	95
4/21/16	+15	Spending every \$X amount bonus for order 34	For every \$X spent	85
4/21/16	+50	Loyalty bonus	Admin has changed points amount	70
4/21/16	+5	Newsletter subscription bonus	Newsletter subscription	20
4/21/16	+15	Registration bonus	Registration	15


8: Item(s)

'Rewards points' tab display in a customer account

You can see all types of reward actions here and balance control options.

Shopping Cart

 You used 100 point(s)

Item	Price	Qty	Subtotal	
 Move to Wishlist	Go-Get'r Pushup Grips	\$19.00	1	\$19.00

Summary

Estimate Shipping and Tax ▼

Subtotal	\$19.00
Discount	-\$10.00
Tax	\$0.00
Order Total	\$9.00

[Go to Checkout](#)

[Check Out with Multiple Addresses](#)

Apply Discount Code

Apply Rewards

You Have **116** points left
10 for every 1USD

Applied rewards are displayed as a discount in the order summary.

Customers can spend a part of their points or all of them on an order. They can also see the exchange rate before applying the rewards.

Rate the user guide

☆☆☆☆☆ from 0 votes ([Details](#))

☆☆☆☆☆ 0 visitor votes

☆☆☆☆☆ 0 visitor votes

☆☆☆☆☆ 0 visitor votes

☆☆☆☆☆ 0 visitor votes

☆☆☆☆☆ 0 visitor votes

From:

<https://amasty.com/docs/> - **Amasty Extensions FAQ**

Permanent link:

https://amasty.com/docs/doku.php?id=magento_2:reward_points

Last update: **2018/03/19 12:43**



