

# Special Occasion Coupons for Magento 2



## Magento Extension User Guide

**Official extension page:** [Special Occasion Coupons for Magento 2](#)



User Guide: [Special Occasion Coupons for Magento 2](#)

Support: <http://amasty.com/contacts/>

## Table of contents:

1.	<u>General Settings.....</u>	<u>3</u>
2.	<u>Birthday Coupon Settings.....</u>	<u>4</u>
3.	<u>New Registration Coupon Settings.....</u>	<u>5</u>
4.	<u>Wishlist Coupon Settings.....</u>	<u>6</u>
5.	<u>Newsletter Subscription Coupon Settings.....</u>	<u>7</u>
6.	<u>'No Activity' Coupon Settings.....</u>	<u>12</u>
7.	<u>'Order Placed' Coupon Settings.....</u>	<u>13</u>
8.	<u>'One More Year With Us' Coupon Settings.....</u>	<u>14</u>



To configure extension settings please go to Stores -> Configuration -> Amasty Extensions -> Special Occasion Coupons.

- DASHBOARD
- SALES
- PRODUCTS
- CUSTOMERS
- MARKETING
- CONTENT
- REPORTS
- STORES
- SYSTEM
- FIND PARTNERS & EXTENSIONS

Store View: Default Config

Save Config

**GENERAL**

**CATALOG**

**CUSTOMERS**

**SALES**

**SERVICES**

**ADVANCED**

**AMASTY EXTENSIONS**

Special Occasion Coupons

**General**

**Choose an email sender.**

Email Sender [store view] General Contact

Remove not used Coupons after Creation (days) [store view] 30

Indicate -1 if you would like not to remove coupons automatically

**Customer Birthday**

**New Registration**

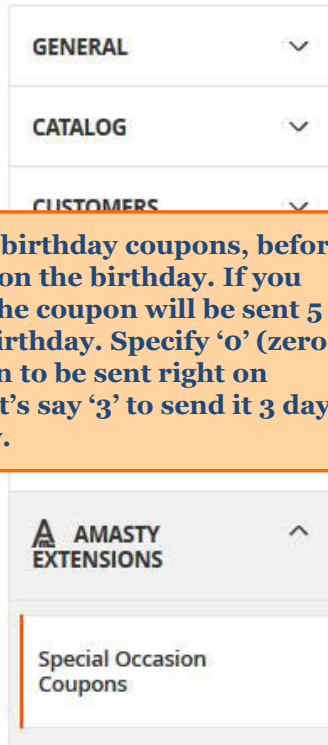
**Wishlist Created**

**Newsletter Subscription**

**Set the period after which expired coupons will be automatically deleted. This helps you to clean your promotions section from obsolete coupons. Indicate '-1' if you would like not to remove coupons automatically.**



## 2. Birthday Coupon Settings



You can send birthday coupons, before, after or right on the birthday. If you indicate '-5', the coupon will be sent 5 days before birthday. Specify '0' (zero) for the coupon to be sent right on birthday or let's say '3' to send it 3 days after birthday.

Choose a customer group for which the coupons will be available.

**General** [store view] [dropdown arrow]

---

**Customer Birthday** [store view] [dropdown arrow]

**Enabled** [store view] Yes [dropdown arrow]

**Send Coupon After (days)** [store view] 0 [input field]  
Indicate 0 for the same day, or -1,-2, etc to send the coupon before the date.

**Email Template** [store view] Birthday Coupon (Default) [dropdown arrow]

**Discount type** [store view] Percent of product price discount [dropdown arrow]

**Discount Amount** [store view] 10 [input field]

**Expire Coupon in (days)** [store view] 10 [input field]

**Coupon Uses** [store view] 1 [input field]

**Uses per Customer** [store view] 1 [input field]

**Apply for Customer Group Only** [store view] [dropdown menu]  
General  
Wholesale  
Retailer

**Min Order Amount** [store view] 200 [input field]

You can also specify an email template for the coupon, discount type (percent, fixed per product and fixed per whole cart), discount amount, expiry period and the number of coupon uses.

Specify minimal order subtotal for which the coupon can be applied.



### 3. New Registration Coupon Settings

**GENERAL** ▾

**CATALOG** ▾

**CUSTOMERS** ▾

**AMASTY EXTENSIONS** ▴

Special Occasion Coupons

**General**

Customer Birthday

**New Registration**

**Enabled** [store view] Yes ▾

**Send Coupon After (days)** [store view] 0

**Email Template** [store view] Registration Coupon (Default) ▾

**Discount type** [store view] Percent of product price discount ▾

**Discount Amount** [store view] 5

**Expire Coupon in (days)** [store view] 1

**Coupon Uses** [store view] 1

**Uses per Customer** [store view] 1

**Apply for Customer Group Only** [store view] General  
Wholesale  
**Retailer**

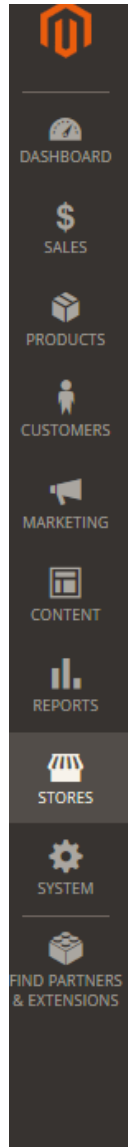
**Min Order Amount** 0

You can send New Registration coupons right on the registration day or in a specified time period after registration.

The New Registration Coupon Settings are configured the same way as the Birthday Coupon settings.



## 4. Wishlist Coupon Settings



**GENERAL** ▼ **Wishlist Created**

**ENABLED** [store view] Yes

**Send Coupon After (days)** [store view] 0  
Indicate 0 for the same day.

**Email Template** [store view] Wishlist Created Coupon (Default) ▼

**Discount type** [store view] Percent of product price discount ▲  
Percent of product price discount  
Fixed amount discount  
Fixed amount discount for whole cart

**Discount Amount** [store view]

**Expire Coupon in (days)** [store view] 1

**Coupon Uses** [store view] 1

**Uses per Customer** [store view] 1

**Apply for Customer Group Only** [store view] General  
Wholesale  
Retailer

**Min Order Amount** [store view] 150

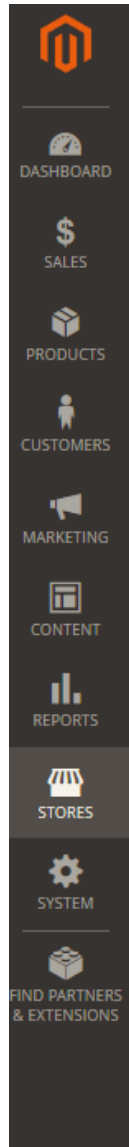
Send 'Wishlist Created' coupons right on the registration day or in a specified time period after registration.

The Wishlist Coupon Settings are configured the same way as the BirthDay Coupon settings.

Specify an email template for the coupon, discount type (percent, fixed per product and fixed per whole cart), discount amount, expiry period and the number of coupon uses.



## 5. Newsletter Subscription Coupon Settings



**GENERAL** Newsletter Subscription

**Enabled** [store view] Yes

To send the coupon in the subscription success email please add {{var subscriber.getCoupon()}} variable to the subscription success template.

**Discount type** [store view] Percent of product price discount

**Discount Amount** [store view] 5

**Expire Coupon in (days)** [store view] 1

**Coupon Uses** [store view] 1

**Uses per Customer** [store view] 1

**Apply for Customer Group Only** [store view] General, Wholesale, Retailer

**Min Order Amount** [store view] 0

**Special Occasion Coupons**


Set the option to 'yes' to enable the coupon for newsletter subscription email (see the next page for more details).

Specify the discount type (percent, fixed per product and fixed per whole cart), discount amount, expiry period and the number of coupon uses.

Choose customer groups for which the coupon will be available.



## 5. Newsletter Subscription Coupon Settings

  
DASHBOARD  
SALES  
PRODUCTS  
CUSTOMERS  
MARKETING  
CONTENT  
REPORTS  
STORES  
SYSTEM  
FIND PARTNERS & EXTENSIONS

### Email Templates

admin

Add New Template

Search [Reset Filter](#) 1 records found 20 per page 1 of 1

ID	Template	Added	Updated	Subject	Template Type	Action
1	Subscription success with a coupon	Aug 22, 2016, 1:04:18 PM	Aug 22, 2016, 1:04:20 PM	{{trans "Newsletter subscription success"}}	HTML	<a href="#">Preview</a>

**NOTE:** For newsletter subscription coupons to be sent, please add `{{var subscriber.getCoupon()}}` variable to the subscription success template. To do this please go to Marketing -> Communications -> Email Templates and click 'Add New Template' button. See the next page for further instructions.





**New Template** admin

← Back   Reset   Convert to Plain Text   Preview Template   **Save Template**

**Load default template**

Template

**Magento\_Newsletter**  
Subscription Confirmation  
**Subscription Success**  
Unsubscription Success

**Magento\_ProductAlert**  
Cron Error Warning  
Price Alert  
Stock Alert

**Magento\_Sales**  
Credit Memo Update  
Credit Memo Update (Magento/luma)  
Credit Memo Update for Guest  
Credit Memo Update for Guest (Magento/luma)  
Invoice Update  
Invoice Update (Magento/luma)  
Invoice Update for Guest  
Invoice Update for Guest (Magento/luma)  
New Credit Memo  
New Credit Memo (Magento/luma)  
New Credit Memo for Guest

**Template Information**

Template Name \*

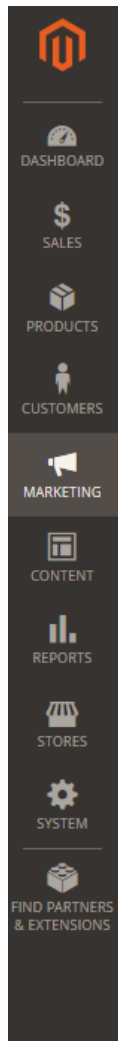
Template Subject \*

Template Content \*

**Choose Newsletter subscription success template and click the 'Load Template' button.**



## 5. Newsletter Subscription Coupon Settings



← Back      Delete Template      Reset      Convert to Plain Text      Preview Template      **Save Template**

### Template Information

Currently Used For      Stores -> Configuration -> Newsletter -> Subscription Options -> Success Email Template (Default Config)

Template Name \*     

Template Subject \*     

Template Content \*      

```

{{template config_path="design/email/header_template"}}
{{trans "You have been successfully subscribed to our newsletter."}}
Get a discount coupon and start shopping right now! {{var subscriber.getCoupon()}}
{{template config_path="design/email/footer_template"}}

```

**Insert the `{{var subscriber.getCoupon()}}` variable in the template and specify the text you need.**



## 5. Newsletter Subscription Coupon Settings

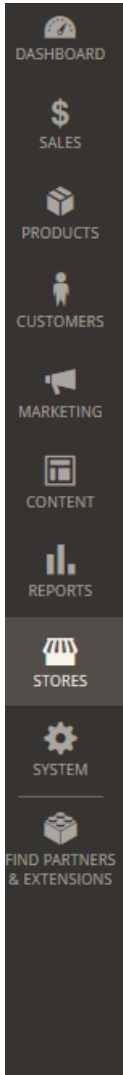
The screenshot shows the Magento 2 Configuration interface. On the left is a vertical sidebar with navigation icons for Dashboard, Sales, Products, Customers, Marketing, Content, Reports, Stores, System, and Find Partners & Extensions. The main content area is titled 'Configuration' and shows the 'Store View' set to 'Default Config'. A search icon and 'admin' user name are in the top right. A 'Save Config' button is visible. The 'CUSTOMERS' section is expanded to show 'Newsletter'. Under 'Newsletter', the 'Subscription Options' section is active. It contains several settings:

- Success Email Template** [store view]: A dropdown menu with three options: 'Subscription success with a coupc', 'Subscription Success (Default)', and 'Subscription success with a coupon'. The 'Subscription success with a coupon' option is selected. To the right is a checkbox labeled 'Use system value', which is unchecked.
- Unsubscription Email Sender** [store view]: A dropdown menu with 'Customer Support' selected. To the right is a checked checkbox labeled 'Use system value'.
- Unsubscription Email Template** [store view]: A dropdown menu with 'Unsubscription Success (Default)' selected. Below it is the text: 'Email template chosen based on theme fallback when "Default" option is selected.' To the right is a checked checkbox labeled 'Use system value'.
- Success Email Sender** [store view]: A dropdown menu with 'General Contact' selected. To the right is a checked checkbox labeled 'Use system value'.
- Confirmation Email Template** [store view]: A dropdown menu with 'Subscription Confirmation (Defaul' selected. Below it is the text: 'Email template chosen based on theme fallback when "Default" option is selected.' To the right is a checked checkbox labeled 'Use system value'.
- Need to Confirm** [store view]: A dropdown menu with 'No' selected. To the right is a checked checkbox labeled 'Use system value'.

An orange callout box with a white background and a drop shadow is positioned over the 'Success Email Template' dropdown. It contains the text: 'Once you save the template, please go to Stores -> Configuration -> Newsletter and choose the template you saved for 'Success Email Template' setting.'



## 6. 'No Activity' Coupon Settings



AMASTY EXTENSIONS ^

Special Occasion Coupons

### No Customer Activity

Enabled [store view] Yes

Send Coupon After Last Log-In (days) [store view] 30

Email Template [store view] Last Log-In Coupon (Default)

Discount type [store view] Percent of product price discount

Discount Amount [store view] 5

Expire Coupon in (days) [store view] 1

Coupon Uses [store view] 1

Uses per Customer [store view] 1

Apply for Customer Group Only [store view]  
General  
Wholesale  
Retailer

Min Order Amount [store view] 50

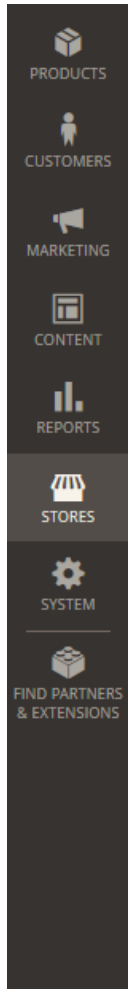
The 'No Activity' Coupon Settings are configured the same way as the [Birthday Coupon settings](#).

Set the number of days after the last customer log in when the coupon should be sent.



## 7. 'Order Placed' Coupon Settings

The 'Order Paced' Coupon Settings are configured the same way as the [Birthday Coupon settings](#).



Special Occasion  
Coupons

Order Placed

Once a customer places an order in your store, he/she will receive a discount coupon for next purchases.

Enabled  
[store view]

Yes

Email Template  
[store view]

Order Placed Coupon (Default)

Discount type  
[store view]

Percent of product price discount

Discount Amount  
[store view]

5

Expire Coupon in (days)  
[store view]

1

Coupon Uses  
[store view]

1

Uses per Customer  
[store view]

1

Apply for Customer Group Only  
[store view]

General  
Wholesale  
Retailer

Min Order Amount  
[store view]

300



## 8. 'One More Year With Us' Coupon

The 'One More Year with Us' Coupon Settings are configured the same way as the [Birthday Coupon settings](#).

You can specify an email template for the coupon, discount type (percent, fixed per product and fixed per whole cart), discount amount, expiry period, the number of coupon uses and minimal order subtotal for the coupon to get applied.

### One More Year With Us

Enabled [store view] Yes

Email Template [store view] One More Year With Us Coupon (Defa

Discount type [store view] Percent of product price discount

Discount Amount [store view] 5

Expire Coupon in (days) [store view] 1

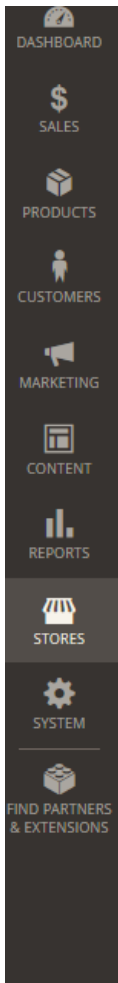
Coupon Uses [store view] 1

Uses per Customer [store view] 1

Apply for Customer Group Only [store view]

General  
Wholesale  
Retailer

Min Order Amount [store view] 0



# Thank you!

Should you have any questions or feature suggestions, please contact us at:

<http://amasty.com/contacts/>

Your feedback is absolutely welcome!



User Guide: [Special Occasion Coupons for Magento 2](#)

Support: <http://amasty.com/contacts/>