


What's Up



Magento Extension User Guide

Table of contents:

1. Whats' Up. Settings.....	3
2. What's Up Magento Extension. Examples.....	11
2.1. Product Last Purchase Time.....	12
2.2. Quantity Purchased For Period.....	13
2.3. Product Viewed In Category	14
2.4. Product Purchased In Category.....	15
2.5. Activity Block. Home page.....	16
2.6. Wishlist Notification.....	17
2.7. Activity Blocks Section.....	18

You can disable all alerts. It means that customers won't get any notifications and won't know about activities in your store. If this setting is set to "Yes", customers will be notified with a small tips, which contain information about different type of activities. You can see how it works at the [example section](#) of this guide.

To manage the extension's settings please go to admin panel -> System -> Configuration -> Whats Up.



Mobile Customers Promotions Newsletter CMS Reports **System**

Whats up Save Config

General Settings

Disable all alerts: Yes

Notification Display Timeout (seconds): 8

Display Notification After (seconds): 10

Display Notification If Page Scrolled To (% - percentage): 10

Notification Position: Bottom Right

Product Last Purchased Time

Enable Notification: Yes

Notification Message: This product was last purchased {TIME} ago.

Quantity Purchased For Period

Enable Notification: Yes

Period (Hours): 24

Notification Message: This product was purchased {COUNT} {TIME} for ti

Last Viewed In Category

Last Purchased In Category

Activity Log Sidebar Section


Wish list activity


You can specify alerts duration at this section. In our case it is 8 seconds. It means that customers will see alerts for 8 seconds.


NOTE! If you want to show 2 notifications at once, you should specify "Notification Display Timeout" 1-2 seconds, and "Display Notification If Page Scrolled to %" fewer than 40%. In this case 2 random, but different notifications will be shown.


Magento Admin Panel

Dashboard Sales Catalog Mobile Customers Promotions Newsletter CMS Reports **System**

Current Configuration Scope:
Default Config 
[Manage Stores](#)

What's up 


General Settings 


Disable all alerts: Yes 


Notification Display Timeout (seconds): 8

Display Notification After (seconds): 10

Display Notification If Page Scrolled To (% - percentage): 10

Notification Position: 
Top Right
Bottom Right
Top Right
Bottom Left
Top Left
Bottom Center
Top Center

Product Last Purchased Time 

Enable Notification: No 

Notification Message: This product was last purchased {TIME} ago.

Specify the time period which customers should spend on the page before alerts are displayed.

It is possible to choose one of available notification positions.

Magento Admin Panel

Dashboard Sales Catalog Mobile Customers Promotions Newsletter CMS Reports **System**

Current Configuration Scope: Default Config [Manage Stores](#)

Configuration

AMASTY EXTENSIONS

General

What's up

What's up Save Config

General Settings

Disable all alerts: Yes

Notification Display Timeout (seconds): 8

Display Notification After (seconds): 10

Display Notification If Page Scrolled To (% - percentage): 10

Notification Position: Bottom Right

Product Last Purchased Time

Enable Notification: Yes

Notification Message: This product was last purchased {TIME} ago.

Quantity Purchased For Period

Enable Notification: Yes

Period (Hours): 24

Notification Message: This product was purchased {COUNT} {TIME} for t

Last Viewed In Category

Last Purchased In Category

Activity Log Sidebar Section

Wish list activity

If this feature is enabled, customers will see the notification on a product page. This notification will inform customers when the product was purchased last time. You can find how it works on the [example page](#).

Here you can type the text, which will be displayed on the product page (as an ajax alert). It will contain information when the product was purchased last time.

{TIME} – this variable will display the period of time during which it was sold.

Magento Admin Panel

Dashboard Sales Catalog Mobile Customers Promotions Newsletter CMS Reports **System**

Current Configuration Scope: Default Config [Manage Stores](#)

Configuration

AMASTY EXTENSIONS

General

Whats up

Whats up [Save Config](#)

General Settings

Disable all alerts: Yes

Notification Display Timeout (seconds): 8

Display Notification After (seconds): 10

Display Notification If Page Scrolled To (% - percentage): 10

Notification Position: Bottom Right

Product Last Purchased Time

Enable Notification: Yes

Notification Message: This product was last purchased {TIME} ago.

Quantity Purchased For Period

Enable Notification: Yes

Period (Hours): 24

Notification Message: This product was purchased {COUNT} {TIME} for t

Last Viewed In Category

Last Purchased In Category

Activity Log Sidebar Section

Wish list activity

If this feature is enabled, customers will see the notification on a product page. This notification will inform customers how many times a product was sold for a certain period of time. You can see how it works on the [example page](#).

You can specify time period in hours.

Here you can type the text, which will be displayed in the notification.

{COUNT} – this variable will display the number of times a product was sold.

{TIME} – the variable shows a period of time during which the product was sold.

If this feature is enabled, customers will see the notification on a category page. This notification will inform customers which product was viewed last in the category. You can see how it works on the [example page](#).

General Settings

Product Last Purchased Time

Quantity Purchased For Period

Last Viewed In Category

Enable Notification: Yes

Notification Message: Last product viewed in this category was {PRODUCT}

Last Purchased In Category

Enable Notification: Yes

Notification Message: Last product sold from this category - {PRODUCT}

IDs of Random Products in the flow: 147, 159, 160, 145, 158

Percentage Of Random Products (%): 50

Activity Log Sidebar Section

Notification Message: Count: 8

Grouped string: {COUNT} {TIMES}

Notification Message: Sold Product: {PRODUCT} was purchased.

Notification Message: New Review:

Notification Message: Add to cart: {PRODUCT} added to cart.

Notification Message: New Customer: New customer was registered in the store.

Wish list activity

Here you can type the text, which will be displayed on a category page. It will contain information about the product, which was viewed last in the certain category.

{PRODUCT} – this variable will display the product name.

Magento Admin Panel

Dashboard Sales Catalog Mobile Customers Promotions Newsletter CMS Reports **System**

Whats up Save Config

General Settings

Product Last Purchased Time

Quantity Purchased For Period

Last Viewed In Category

Enable Notification: Yes

Notification Message: Last product viewed in this category was {PRODUCT}

Last Purchased In Category

Enable Notification: Yes

Notification Message: Last product sold from this category - {PRODUCT}

IDs of Random Products in the flow: 147, 159, 160, 145, 158

Percentage Of Random Products (%): 50

Activity Log Sidebar Section

Notification Message: Count: 8

Grouped string: {COUNT} {TIMES}

Notification Message: Sold Product: {PRODUCT} was purchased.

Notification Message: New Review:

Notification Message: Add to cart: {PRODUCT} added to cart.

Notification Message: New Customer: New customer was registered in the store.

Wish list activity

If this feature is enabled, customers will see the notification on a category page. This notification will inform customers about the product which was sold last in the category. You can see how it works on the [example page](#).

It is possible to specify IDs of random products which will be added to the notification flow. And also you can set a percentage of random products display. For example, it is 10%, it means that in 10% of cases customers will see actions with random products, generated by the extension.

Here you can type the text, which will be displayed in the notification.

{PRODUCT} – this variable displays the product name.

Magento Admin Panel

Dashboard Sales Catalog Mobile Customers Promotions Newsletter CMS Reports **System**

Current Configuration Scope:
Default Config [Manage Stores](#)

Configuration

AMASTY EXTENSIONS

General

Whats up [Save Config](#)

General Settings

Product Last Purchased Time

Quantity Purchased For Period

Last Viewed In Category

Last Purchased In Category

Activity Log Sidebar Section

Notification Message: Count [STORE VIEW]

Grouped string: [STORE VIEW]

Notification Message: Sold Product [STORE VIEW]

Notification Message: New Review

Notification Message : Add to cart [STORE VIEW]

Notification Message: New Customer [STORE VIEW]

Wish list activity

Enable Notification: [STORE VIEW]

Notification Message: [STORE VIEW]

This feature helps to group actions in Activity Log sidebar. For example, "Product X" was purchased 2 times. You can see how it works on the [example page](#).

Type the text which will inform customers about products which were just added to cart.

Here you can specify the number of messages which will be shown in Activity Log Section on front end.

Type the text which will inform customers about a new review in the store.

You can type any text you want to inform customers that a new customer was registered in the store.

Magento Admin Panel

Dashboard Sales Catalog Mobile Customers Promotions Newsletter CMS Reports **System**

Current Configuration Scope:
Default Config

Configuration

- AMASTY EXTENSIONS
- General
- Whats up**

Whats up

General Settings

Product Last Purchased Time

Quantity Purchased For Period

Last Viewed In Category

Last Purchased In Category

Activity Log Sidebar Section

Notification Message: Count	<input type="text" value="8"/>	[STORE VIEW]
Grouped string:	<input data-bbox="937 664 1356 692" type="text" value="{COUNT} {TIMES}"/>	[STORE VIEW]
Notification Message: Sold Product	<input type="text" value="{PRODUCT} was purchased."/>	[STORE VIEW]
Notification Message: New Review	<input type="text"/>	[STORE VIEW]
Notification Message : Add to cart	<input type="text" value="{PRODUCT} added to cart."/>	[STORE VIEW]
Notification Message: New Customer	<input type="text" value="New customer was registered in the store."/>	[STORE VIEW]

Wish list activity

Enable Notification:	<input type="text" value="Yes"/>	[STORE VIEW]
Notification Message:	<input type="text" value="{PRODUCT} was just added to the wishlist by som"/>	[STORE VIEW]

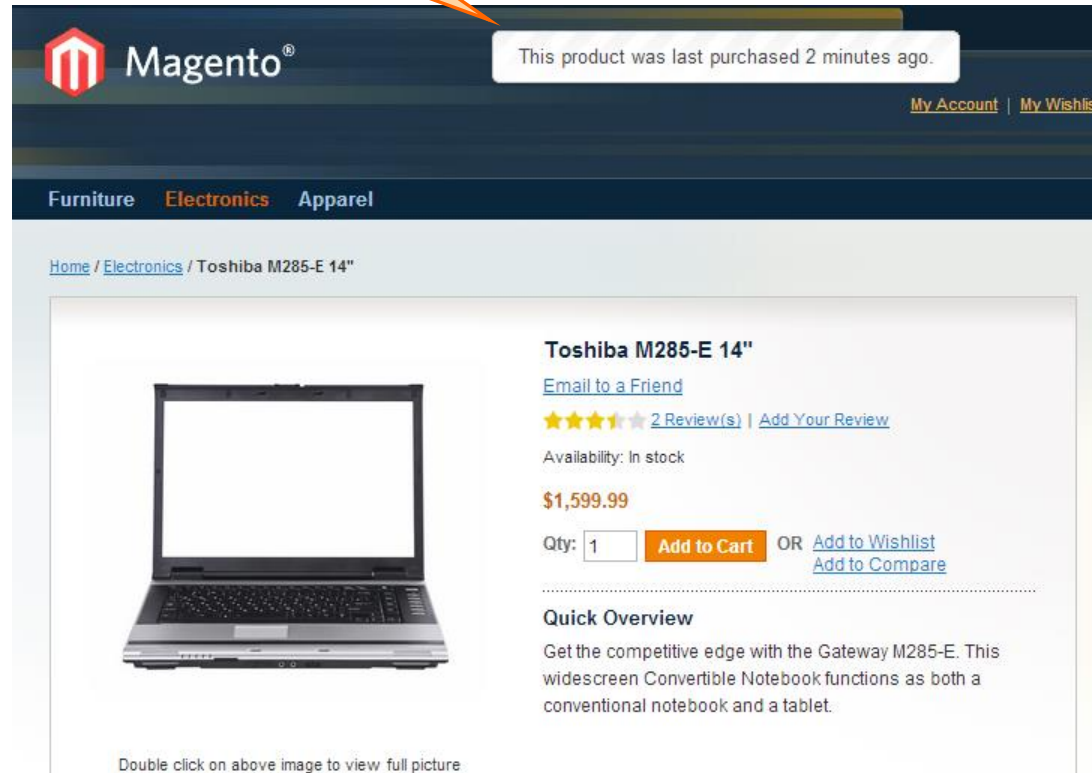
If this feature is enabled, customers will see the notification on any page. This notification will inform customers that somebody added Product X to the wish list. You can see how it works on the [example page](#).

Type the text which will inform customers which product was added to the wishlist.

2. What's Up Magento Extension. Examples

2.1. What's Up – Product Last Purchase Time

Here you can see an example of What's Up notification on a product page. It contains info about the last time when the product was purchased.



Magento[®] This product was last purchased 2 minutes ago. [My Account](#) | [My Wishlist](#)

[Furniture](#) **[Electronics](#)** [Apparel](#)

[Home](#) / [Electronics](#) / [Toshiba M285-E 14"](#)

Toshiba M285-E 14"
[Email to a Friend](#)
★★★★☆ [2 Review\(s\)](#) | [Add Your Review](#)
Availability: In stock
\$1,599.99
Qty: [Add to Cart](#) OR [Add to Wishlist](#)
[Add to Compare](#)

Quick Overview
Get the competitive edge with the Gateway M285-E. This widescreen Convertible Notebook functions as both a conventional notebook and a tablet.

Double click on above image to view full picture

Here you can see an example of What's Up notification on a product page. This notification displays the info how many times the product was purchased for a certain period. This notification is in the Top Center position.

The screenshot shows a Magento product page for a Toshiba M285-E 14" laptop. At the top center, a white notification box with a dark border displays the text: "This product was purchased 1 times for the last 24 hours." Below the notification, the page header includes the Magento logo and navigation links for "My Account" and "My Wishlist". The main navigation bar lists "Furniture", "Electronics", and "Apparel". The breadcrumb trail reads "Home / Electronics / Toshiba M285-E 14"". The product image is a Toshiba M285-E 14" laptop. To the right of the image, the product title is "Toshiba M285-E 14\"", followed by a link to "Email to a Friend", a star rating of 4.5 (2 Review(s)), and a link to "Add Your Review". The availability is "In stock". The price is "\$1,599.99". Below the price is a quantity selector set to "1", an "Add to Cart" button, and links for "Add to Wishlist" and "Add to Compare". A "Quick Overview" section follows, describing the laptop as a "Gateway M285-E" convertible notebook.

2.3. What's Up – Product Viewed In Category

Here you can see an example of What's Up notification on a category page. This notification shows customers which product was viewed last in the category "Electronics".

The screenshot shows the Magento website interface. At the top, the Magento logo is visible. A notification box states: "Last product viewed in this category was [Toshiba M285-E 14"](#)". Below the notification, the navigation menu includes "Furniture", "Electronics" (highlighted), and "Apparel". The breadcrumb trail shows "Home / Electronics".

The "SHOP BY" section includes "SHOPPING OPTIONS":

- CATEGORY**
 - [Cell Phones](#) (6)
 - [Cameras](#) (8)
 - [Computers](#) (28)
- CONTRAST RATIO**
 - [10000:1](#) (4)
 - [1500:1](#) (3)
 - [3000:1](#) (3)
- PRICE**
 - [\\$0.00 - \\$999.99](#) (36)
 - [\\$1,000.00 - \\$1,999.99](#) (2)
 - [\\$2,000.00 - \\$2,999.99](#) (3)
 - [\\$4,000.00 and above](#) (1)

The main content area displays "Electronics" with pagination: "Items 1 to 9 of 42 total", "Page: 1 2 3 4 5", "Show 9 per page", "View as: Grid List", and "Sort By Position".

Three product listings are shown:

- Computer**: From: \$447.98, To: \$4,477.92. Buttons: Add to Cart, Add to Wishlist, Add to Compare.
- Gaming Computer**: From: \$4,999.95, To: \$6,348.95. Buttons: Add to Cart, Add to Wishlist, Add to Compare.
- My Computer**: From: \$635.98, To: \$3,786.70. Buttons: Add to Cart, Add to Wishlist, Add to Compare.

2.4. What's Up – Product Purchased In Category

Here you can see an example of What's Up notification on a category page. This notification shows customers which product was sold last in the category "Electronics".

The screenshot shows the Magento storefront for the Electronics category. At the top, there is a search bar and a navigation menu with 'Furniture', 'Electronics', and 'Apparel'. A notification box in the top right corner states: "Last product sold from this category - [Western Digital 500GB HD - 7200RPM](#)".

The main content area is titled "Electronics" and displays a grid of products. The first product is a "Computer" (Apple iMac) with a price range from \$447.98 to \$4,477.92. The second is a "Gaming Computer" with a price range from \$4,999.95 to \$6,348.95. The third is a "My Computer" (Acer) with a price range from \$635.98 to \$3,786.70. Each product has "Add to Cart", "Add to Wishlist", and "Add to Compare" buttons.

On the right side, there are several utility boxes: "COMPARE PRODUCTS" (empty), "MY CART" (empty), and "RECENTLY VIEWED PRODUCTS" listing items like "Toshiba M285-E 14\"", "Acer Ferrari 3200 Notebook Computer PC", "Sony VAIO VGN-TXN27N/B 11.1\" Notebook PC", "Anashria Womens Premier Leather Sandal", and "The Only Children: Paisley T-Shirt".

On the left side, there is a "SHOP BY" sidebar with "SHOPPING OPTIONS" for CATEGORY (Cell Phones, Cameras, Computers), CONTRAST RATIO (10000:1, 1500:1, 3000:1), PRICE (\$0.00 - \$999.99, \$1,000.00 - \$1,999.99, \$2,000.00 - \$2,999.99, \$4,000.00 and above), and COLOR (Black).

The screenshot displays a Magento storefront with the following elements:

- Header:** Includes the Magento logo, a search bar with the text "Search entire store here...", and user navigation links: "Welcome, jim .karlitt!", "My Account", "My Wishlist", "My Cart", "Checkout", and "Log Out". A language selector shows "Your Language: English".
- Navigation:** A menu with "Furniture", "Electronics", and "Apparel".
- Activity Block (Highlighted):** A large banner for "It's here - Magento end of summer SALE!!" starting September 1st. It features three categories: "ELECTRONICS" (20% OFF), "MEN'S SHOES" (15% OFF), and "APPLIANCES" (10% OFF).
- Product Promotions:**
 - "Buy Canon REBEL" starting at \$499, featuring a Canon camera.
 - "FREE SHIPPING on orders over \$50." with a note that the offer is valid on all store items.
- Best Selling Products:** A grid of product tiles, each with an image, a link to the product name, and a "See all" link for that category.
 - Sony VAIO VGN-TXN27NB 11.1" Notebook PC (Laptops)
 - Nine West Women's Lucero Pump (Shoes)
 - Olympus Stylus 750 7.1MP Digital Camera (Digital Cameras)
 - Acer Ferrari 3200 Notebook Computer PC (Laptops)
 - ASICS® Men's GEL-Kavano® XI (Shoes)
 - Coalesce: Functioning On Impatience T-Shirt (Shirts)
- POPULAR TAGS:** A list of tags including Camera, Hohoho, SEXY, Test, bones, COOL, cool, t-shirt, crap, good, green, hip, laptop, mobile, nice, phone, red, tight, trendy, young. A "View All Tags" link is at the bottom.
- Shopping Cart:** A sidebar on the right showing "You have 0 items in your shopping cart." and an "ACTIVITY BLOCK" listing recent purchases:
 - Western Digital 500GB HD - 7200RPM was purchased.
 - Western Digital 500GB HD - 7200RPM added to cart.
 - Western Digital 500GB HD - 7200RPM was purchased.
 - Toshiba M285-E 14" was purchased.
 - Acer Ferrari 3200 Notebook Computer PC was purchased.

This is an Activity Block section on the Magento front end. The block contains of 5 notifications.

This What's Up notification can be shown on any page. Such alert notifies customers that the product was added to the wishlist by someone.

The screenshot shows a Magento storefront with a dark blue header. A search bar is at the top right. A notification box in the top center reads: "Computer was just added to the wishlist by someone else." Below the header, the main content area is titled "Cameras". On the left, there is a "SHOP BY" sidebar with filters for Category (Accessories, Digital Cameras), Price (\$0.00-\$99.99, \$100.00-\$199.99, \$300.00-\$399.99, \$500.00 and above), Color (Black, Silver), and Megapixels (5, 7, 8). The main product area displays a banner for Argus QC-2185 cameras with a call to action: "Buy an Argus QC-2185 and get Free shipping on your ENTIRE order!!". Below the banner, there are 8 items listed in a grid view, sorted by Position. The items are: Olympus Stylus 750 7.1MP Digital Camera (\$161.94), SLR Camera Tripod (\$99.00), and Universal Camera Case (\$34.00). Each item has "Add to Cart", "Add to Wishlist", and "Add to Compare" buttons. On the right side, there are three boxes: "COMPARE PRODUCTS" (empty), "MY CART" (empty), and "ACTIVITY BLOCK" showing recent purchases and additions to the cart, such as "Western Digital 500GB HD - 7200RPM was purchased" and "Acer Ferrari 3200 Notebook Computer PC was purchased".

The screenshot shows a Magento store interface. At the top, there's a search bar and navigation links like 'My Account', 'My Wishlist', 'My Cart', 'Checkout', and 'Log Out'. Below the navigation, there are category links for 'Furniture', 'Electronics', and 'Apparel'. The main content area features several promotional banners and product listings. An orange callout box points to the 'ACTIVITY BLOCK' sidebar, stating: 'This is a Activity Block Sidebar Section. Alerts in Activity Block will inform customers about all actions which were committed at your web store. You can customize it as you want for your needs.'

COMPARE PRODUCTS
You have no items to compare.

MY CART
You have no items in your shopping cart.

ACTIVITY BLOCK

- [Western Digital 500GB HD - 7200RPM](#) was purchased. 2 times
- [Western Digital 500GB HD - 7200RPM](#) added to cart. 2 times
- [Toshiba M285-E 14"](#) was purchased.
- [Acer Ferrari 3200 Notebook Computer PC](#) was purchased.
- [Acer Ferrari 3200 Notebook Computer PC](#) added to cart.
- [Toshiba M285-E 14"](#) added to cart.
- New customer was registered in the store.

POPULAR TAGS

Camera Hohoho **SEXY** Tea
Test bones COOL cool t-shirt
orange good green hip laptop
mobile nice phone red tight
trendy young

[View All Tags](#)

Best Selling Products

- [Sony VAIO VGN-TXN27N/B 11.1" Notebook PC](#)
See all [Laptops](#)
- [Nine West Women's Lucero Pump](#)
See all [Shoes](#)
- [Olympus Stylus 750 7.1MP Digital Camera](#)
See all [Digital Cameras](#)
- [Acer Ferrari 3200 Notebook Computer PC](#)
See all [Laptops](#)
- [ASICS® Men's GEL-Kavano® XI](#)
See all [Shoes](#)
- [Coalesce: Functioning On Impatience T-Shirt](#)
See all [Shirts](#)