

Wildcard and URL Coupons

Magento Extension User Guide

Table of contents:

1. Create a wildcard coupon	3
2. Apply a wildcard coupon in shopping cart	4
3. How to give coupons via urls/banners	5
4. Multiple coupon codes per price rule. Import of coupon codes	6
5. Important. Compatibility with other coupon-related extensions	8

By wildcard coupons we mean the ones that allow to use multiple coupon codes for one shopping cart rule.

To create a wildcard coupon please go to admin panel -> Promotions -> Shopping Cart Price Rules and click 'Add New Rule' button.

Customer Groups *

NOT LOGGED IN
General
Wholesale
Retailer
QAAAA

Coupon *

Specific Coupon

Coupon Code *

co**on

Uses per Coupon

Uses per Customer

From Date

To Date

Priority

Public In RSS Feed





Yes

To make a coupon wildcard, please add '' symbol (or symbols) to the coupon code.**

When giving a coupon to customer you can use any symbols instead of ''. So in our example you could give codes of the kind:
co12on
coheon
co5Kon**


All of these codes are valid and you need to create only one shopping cart price rule.

✔ Coupon code "co**on" was applied.


	Product Name		Unit Price	Qty	Subtotal	
	Nokia 2610 Phone	Edit	\$140.00	<input type="text" value="1"/>	\$140.00	
	Acer Ferrari 3200 Notebook Computer PC	Edit	\$1,799.99	<input type="text" value="1"/>	\$1,799.99	

[Continue Shopping](#) [Update Shopping Cart](#)

Based on your selection, you may be interested in the following items:



[BlackBerry 8100 Pearl](#)
\$349.99
[Add to Cart](#)
[Add to Wishlist](#)
[Add to Compare](#)



[Canon PowerShot A630 8MP Digital Camera with 4x Optical](#)

*** DISCOUNT CODES**
Enter your coupon code if you have one.

[Apply Coupon](#) [Cancel Coupon](#)

In shopping cart it is possible to use the coupon either with '*' or with any other symbols instead of '*'.

Subtotal	\$1,949.98
Discount (co**on)	-\$292.50
Grand Total	\$1,657.48

[Proceed to Checkout](#)

[Checkout with Multiple Addresses](#)

How to give coupons via urls/banners.

To do this please add code of the kind to url of any page on your site:

`&coupon=couponcode`

Please replace 'couponcode' with the actual coupon code.

Let's say you have a page <http://yoursite.com.net.org/somepage.html>. After you add the coupon it will look like this:

<http://yoursite.com.net.org/somepage.html?coupon=couponcode>

Please don't forget to replace 'couponcode' with the actual coupon code.

You can use such coupon links for banners, so customers will get discounts right after clicking on a banner (let's say in shopping cart).

Shopping Cart Price Rule

- Rule Information
- Conditions
- Actions
- Labels
- Coupons List
- Import Coupons**

You can have multiple coupon codes for each shopping cart price rule. To add the codes please go to 'Import Coupons' tab.

With each import operation you can delete all the codes that were imported before.

Edit Rule 'coupon' Back **Rule** Delete Rule Save Rule Save and Continue Edit

Import Profile

Delete Existing Coupons:

New Coupons:

▲ Like "CODE-001, CODE-002, CODE-003, .."

List all the codes, separating them by comma (it is mandatory to separate codes by comma) and then click 'Save Rule' or 'Save and Continue Edit' to import the codes.

Shopping Cart Price Rule

- Rule Information
- Conditions
- Actions
- Labels
- Coupons List
- Imported Coupons

You can see the imported code at the 'Coupons List' tab.

✔ 4 coupon(s) have been imported.
The rule has been saved.

Edit Rule 'coupon'

Page of 1 pages | View per page | Export to:

Total 4 records found

Coupon	Uses per Coupon	Uses per Customer	Times Used	Expiration Date
				From: <input type="text"/> To: <input type="text"/>
code1	1	1	0	
code2	1	1	0	
code3	1	1	0	
code4	1	1	0	

Also here you can track code usage, expiration date (data, indicated at the 'Rule Information' tab is used for setting these parameters).

IMPORTANT NOTICE. For the imported coupon codes to work, please make sure that you have specified a coupon code in 'Coupon Code' field at the 'Rule Information' tab.

Important. Please be aware of these aspects of the extension cooperation:

1. Combination of ‘Wildcard and Url Coupons’ and ‘Multiple Coupons’.

This will **only** occur if you use ‘Wildcard and Url Coupons’ and ‘Multiple Coupons’ extensions **together** on one magento installation.

1.1. Several coupons from the same rule can be used for one order. For example, you’ve created a shopping cart price rule with a number of coupon codes. If a customer knows several coupons codes of the same rule, he will be able to use all the coupon codes with one order (multiple coupons extension will let him/her do that).

Let’s say you have a shopping cart price rule that gives 10% discount and have 4 coupon codes for this rule: ‘code1’, ‘code2’, ‘code3’ and ‘code4’. If a customer knows coupons ‘code3’ and ‘code4’, he will be able to apply both these codes in the shopping cart, which will give her/him 20% of discount in total.

1.2. Discount calculation. For cases when multiple coupons are used for one order, discounts may be calculated differently, depending on whether the coupon codes belong to the same rule or to different rules.

Situation 1. Let’s say an order subtotal is **100**. The customer uses **3** coupon codes from **different** shopping cart rules in the cart. Each of the coupons gives **10%** discount. The total will be 72.9 ($100 - 10 - 9 - 8.1 = 72.9$), because each consecutive discount is calculated based on the discounted price of the order.

Situation 2. Again let’s say an order subtotal is **100**. The customer uses **3** coupon codes in the cart, but this time from the **same** shopping cart rule. Again each of the coupons gives **10%** discount. This time the total will be 70 ($100 - 10 - 10 - 10 = 70$), because in this case consecutive discounts are calculated off the base price of the order.

1.3 'Buy X get Y free' action. You can create shopping cart price rules with 'Buy X get Y free' action, using standard magento functionality.

For example, you create a rule with 'Buy X get Y free' action, according to which if a customer buys 3 iphones, he/she gets one free. Then you import a number of coupon codes for the rule (using 'Wildcard and Url Coupons'), e.g.: 'code 1', 'code 2', 'code 3', 'code 4', 'code 5'.

Let's say a customer somehow finds 'code 2' and 'code 3'. Then she/he adds 3 iphones to the cart and applies both of the coupon codes – 2 of the three iphones will become free (if a customer applies three coupons codes – all three phones will become free).

We strongly recommend **not to use** multiple coupon codes for rules with 'Buy X get Y free' action or at least please distribute the codes very carefully.

Once again please be aware that the above will **only** occur if you use combination of 'Wildcard and Url Coupons' and 'Multiple Coupons' extensions on one magento installation.

2. Combination of 'Wildcard and Url Coupons' and 'Multiple Coupons', and 'Special Promotions'

This applies **only** if you use 'Wildcard and Url Coupons', 'Special Promotions' and 'Multiple Coupons' extensions **together** on one magento installation.

One of the 'Special Promotions' extension features is 'Fixed Item Price' action for shopping cart price rule functionality. With the help of this action you can discount products to a fixed price and create rules of the kind: 'buy 10 products or more and get each product for 50'.

We strongly recommend **not to use** multiple coupon codes for rules with 'Fixed Item Price' action. At the very least please distribute the codes extremely carefully. Because 2 coupons from the same rule with 'Fixed Item Price' action will result in very big discounts in shopping cart.

Thank you!

Should you have any questions or feature suggestions, please send an email to:

amastysupport@gmail.com

Your feedback is absolutely welcome!